

**TOWN OF SOUTH KINGSTOWN,
RHODE ISLAND**

ANNUAL COMPREHENSIVE FINANCIAL REPORT

**FOR THE FISCAL YEAR ENDED
JUNE 30, 2024**



PREPARED BY: FINANCE DEPARTMENT

**TOWN OF SOUTH KINGSTOWN, RHODE ISLAND
TABLE OF CONTENTS
YEAR ENDED JUNE 30, 2024**

INTRODUCTORY SECTION

LETTER OF TRANSMITTAL	I	
LIST OF TOWN OFFICIALS	XI	
CERTIFICATE OF ACHIEVEMENT FOR EXCELLENCE IN FINANCIAL REPORTING	XII	
ORGANIZATION CHART	XIII	

FINANCIAL SECTION

INDEPENDENT AUDITORS' REPORT	1	
MANAGEMENT'S DISCUSSION AND ANALYSIS	5	
FINANCIAL ANALYSIS OF THE GOVERNMENT'S FUNDS	13	
GENERAL FUND BUDGETARY HIGHLIGHTS	15	
CAPITAL ASSET AND DEBT ADMINISTRATION	16	
ECONOMIC FACTORS AND NEXT YEAR'S BUDGETS AND RATES	18	

BASIC FINANCIAL STATEMENTS

EXHIBITS

GOVERNMENT-WIDE FINANCIAL STATEMENTS

STATEMENT OF NET POSITION	I	20
STATEMENT OF ACTIVITIES	II	21

FUND FINANCIAL STATEMENTS

GOVERNMENTAL FUNDS

BALANCE SHEET	III	22
STATEMENT OF REVENUES, EXPENDITURES, AND CHANGES IN FUND BALANCES	IV	24

PROPRIETARY FUNDS

STATEMENT OF NET POSITION	V	26
STATEMENT OF REVENUES, EXPENSES, AND CHANGES IN NET POSITION	VI	27
STATEMENT OF CASH FLOWS	VII	28

FIDUCIARY FUNDS

STATEMENT OF NET POSITION	VIII	29
STATEMENT OF CHANGES IN NET POSITION	IX	30

NOTES TO FINANCIAL STATEMENTS		31
-------------------------------	--	----

**TOWN OF SOUTH KINGSTOWN, RHODE ISLAND
TABLE OF CONTENTS
YEAR ENDED JUNE 30, 2024**

REQUIRED SUPPLEMENTARY INFORMATION

GENERAL FUND

SCHEDULE OF REVENUES, EXPENDITURES, AND CHANGES IN FUND BALANCE – BUDGET AND ACTUAL	RSI-1	87
--	--------------	-----------

MUNICIPAL EMPLOYEES’ RETIREMENT SYSTEM AGENT PLAN

SCHEDULE OF CHANGES IN THE TOWN’S NET PENSION LIABILITY AND RELATED RATIOS – GENERAL EMPLOYEES	RSI-2	88
---	--------------	-----------

SCHEDULE OF CHANGES IN THE TOWN’S NET PENSION LIABILITY AND RELATED RATIOS – POLICE	RSI-3	89
--	--------------	-----------

SCHEDULE OF CHANGES IN THE TOWN’S NET PENSION LIABILITY AND RELATED RATIOS – EMT	RSI-4	90
---	--------------	-----------

SCHEDULE OF TOWN CONTRIBUTIONS – GENERAL EMPLOYEES	RSI-5	91
---	--------------	-----------

SCHEDULE OF TOWN CONTRIBUTIONS – POLICE	RSI-6	92
--	--------------	-----------

SCHEDULE OF TOWN CONTRIBUTIONS – EMT	RSI-7	93
---	--------------	-----------

EMPLOYEES’ RETIREMENT SYSTEM

SCHEDULE OF TOWN’S PROPORTIONATE SHARE OF THE NET PENSION LIABILITY – TEACHERS	RSI-8	94
---	--------------	-----------

SCHEDULE OF TOWN CONTRIBUTIONS – TEACHERS	RSI-9	95
--	--------------	-----------

OPEB TRUST FUND

SCHEDULE OF CHANGES IN THE TOWN’S NET OPEB LIABILITY (ASSET) AND RELATED RATIOS	RSI-10	96
--	---------------	-----------

SCHEDULE OF TOWN CONTRIBUTIONS	RSI-11	97
---------------------------------------	---------------	-----------

SCHEDULE OF INVESTMENTS RETURNS	RSI-12	98
--	---------------	-----------

SUPPLEMENTARY INFORMATION

COMBINING AND INDIVIDUAL FUND STATEMENTS AND SCHEDULES

GENERAL FUND

COMBINING BALANCE SHEET	A-1	101
--------------------------------	------------	------------

COMBINING SCHEDULE OF REVENUES, EXPENDITURES, AND CHANGES IN FUND BALANCE	A-2	102
--	------------	------------

SCHEDULE OF REVENUES, EXPENDITURES, AND OTHER FINANCING SOURCES (USES) – BUDGET AND ACTUAL – GENERAL FUND	A-3	103
--	------------	------------

**TOWN OF SOUTH KINGSTOWN, RHODE ISLAND
TABLE OF CONTENTS
YEAR ENDED JUNE 30, 2024**

SCHEDULE OF REVENUES, EXPENDITURES, AND OTHER FINANCING SOURCES – BUDGET AND ACTUAL – SCHOOL UNRESTRICTED FUND	A-4	106
NONMAJOR GOVERNMENTAL FUNDS		
COMBINING BALANCE SHEET	B-1	111
COMBINING STATEMENT OF REVENUES, EXPENDITURES, AND CHANGES IN FUND BALANCES	B-2	116
INTERNAL SERVICE FUNDS		
COMBINING STATEMENT OF NET POSITION	C-1	124
COMBINING SCHEDULE OF REVENUES, EXPENSES, AND CHANGES IN FUND NET POSITION	C-2	125
COMBINING STATEMENT OF CASH FLOWS	C-3	126
OTHER SCHEDULES		
SCHEDULE OF PROPERTY TAXES RECEIVABLE	D-1	127
ANNUAL SUPPLEMENTAL TRANSPARENCY REPORT (MTP2)	E-1	131
NOTES TO ANNUAL SUPPLEMENTAL TRANSPARENCY REPORT (MTP2)	E-2	136
STATISTICAL SECTION		
	TABLES	
FINANCIAL TRENDS		
NET POSITION BY COMPONENT	1	140
CHANGES IN NET POSITION	2	141
FUND BALANCES – GOVERNMENTAL FUNDS	3	143
CHANGES IN FUND BALANCES – GOVERNMENTAL FUNDS	4	144
REVENUE CAPACITY		
ASSESSED VALUES AND ACTUAL VALUES OF TAXABLE PROPERTY	5	145
PRINCIPAL PROPERTY TAXPAYERS	6	147
PROPERTY TAX LEVIES AND COLLECTIONS	7	148
DEBT CAPACITY		
RATIOS OF OUTSTANDING DEBT BY TYPE	8	149
ASSESSED VALUE AND NET GENERAL BONDED DEBT PER CAPITA	9	150
DIRECT AND OVERLAPPING PROPERTY TAX RATES	10	151

**TOWN OF SOUTH KINGSTOWN, RHODE ISLAND
TABLE OF CONTENTS
YEAR ENDED JUNE 30, 2024**

LEGAL DEBT MARGIN INFORMATION	11	152
DEMOGRAPHIC AND ECONOMIC STATISTICS		
DEMOGRAPHIC AND ECONOMIC STATISTICS	12	153
PRINCIPAL EMPLOYERS	13	154
OPERATING INFORMATION		
FULL-TIME EQUIVALENT TOWN GOVERNMENT EMPLOYEES BY FUNCTION/PROGRAM	14	155
OPERATING INDICATORS BY FUNCTION/PROGRAM	15	156
CAPITAL ASSET STATISTICS BY FUNCTION/PROGRAM	16	157
INDEPENDENT AUDITORS' REPORT ON INTERNAL CONTROL OVER FINANCIAL REPORTING AND ON COMPLIANCE AND OTHER MATTERS BASED ON AN AUDIT OF FINANCIAL STATEMENTS PERFORMED IN ACCORDANCE WITH <i>GOVERNMENT AUDITING STANDARDS</i>		158

INTRODUCTORY SECTION



Town of South Kingstown, Rhode Island

180 High Street
Wakefield, RI 02879
Tel. 401-789-9331

FINANCE DEPARTMENT

December 30, 2024

To the Citizens of the Town of South Kingstown, Rhode Island:

The Annual Comprehensive Financial Report of the Town of South Kingstown, Rhode Island, for the fiscal year ended June 30, 2024, is hereby submitted as mandated by both State statutes and the Town charter. State laws require that all general-purpose local governments publish within six months of the close of each fiscal year a complete set of financial statements presented in conformity with generally accepted accounting principles (GAAP) and audited in accordance with generally accepted auditing standards by a firm of licensed certified public accountants licensed to practice in the State of Rhode Island.

This report consists of management's representations concerning the finances of the Town of South Kingstown. Consequently, management assumes full responsibility for the completeness and reliability of all of the information presented in this report. To provide a reasonable basis for making these representations, management of the Town of South Kingstown has established a comprehensive internal control framework that is designed both to protect the government's assets from loss, theft, or misuse and to compile sufficient reliable information for the preparation of the Town of South Kingstown's financial statements in conformity with GAAP. Since the cost of internal controls should not outweigh their benefits, the Town of South Kingstown's comprehensive framework of internal controls has been designed to provide reasonable rather than absolute assurance that the financial statements will be free from material misstatement. As a member of management, I assert that, to the best of my knowledge and belief, this financial report is complete and reliable in all material respects.

The Town of South Kingstown's financial statements have been audited by CliftonLarsonAllen LLP, a firm of licensed certified public accountants. The goal of the independent audit is to provide reasonable assurance that the financial statements of the Town of South Kingstown for the fiscal year ended June 30, 2024, are free of material misstatement. The independent audit involved examining, on a test basis, evidence supporting the amounts and disclosures in the financial statements; assessing the accounting principles used and significant estimates made by management; and evaluating the overall financial statement presentation. The independent auditor concluded based upon the audit, that there was a reasonable basis for rendering an unmodified opinion that the Town of South Kingstown's financial statements for the fiscal year ended June 30, 2024, are fairly presented in conformity with GAAP. The independent auditor's report is presented as the first component of the financial section on page 1 of this report.

The independent audit of the financial statements of the Town of South Kingstown was part of a broader, federally mandated "Single Audit" designed to meet the special needs of federal grantor agencies. The standards governing Single Audit engagements require the independent auditor to report not only on the fair presentation of the financial statements, but also on the audited government's internal controls and compliance with legal requirements, with special emphasis on

internal controls and legal requirements involving the administration of federal awards. These reports will be included in the Federal Single Audit Report, to be issued separately.

GAAP requires that management provide a narrative introduction, overview, and analysis to accompany the basic financial statements in the form of Management's Discussion and Analysis (MD&A). This letter of transmittal is designed to complement the MD&A and should be read in conjunction with it. The Town of South Kingstown's MD&A can be found immediately following the report of the independent auditors beginning on page 5.

PROFILE OF THE GOVERNMENT

The Town of South Kingstown, established in 1658 and incorporated as a town in 1723, is a diversified community in a rural, suburban area of southern Rhode Island approximately 30 miles from Providence. The geography of the Town includes farmland, wetlands, salt marshes, waterfront areas, woodland, and many natural and scenic attractions. The total area is 62.3 square miles, consisting of 56.8 square miles of land and 5.5 square miles of inland water. The Town, fronting the Atlantic Ocean, is part of the "South County" summer vacation area. The Town is empowered to levy a property tax on both real and personal properties located within its boundaries. The Town is also authorized to assess and collect excise taxes on registered motor vehicles and trailers.

The Town has a home-rule charter and operates under the Council-Manager form of government. The Town Council is elected by popular vote every two years and is responsible for, among other things, passing ordinances, adopting a budget, appointing committees, and hiring both the Town Manager and Town Solicitor. The Town Manager is responsible for carrying out the policies of the Town Council, for overseeing the day-to-day operations of the Town, and for appointing all other employees, except for School Department personnel.

The Town provides a full range of municipal services including public safety protection, the construction and maintenance of highways, streets, and other infrastructure, libraries, recreational activities, planning, and zoning, education, and administrative services. In addition, the Town operates water, sewer, and solid waste utility systems.

The annual budget serves as the foundation for the Town of South Kingstown's financial planning and control. All departments of the Town are required to submit requests for appropriation and revenue estimates to the Town Manager on or before the last day of January each year. The Town Manager uses these requests as the starting point for developing a proposed budget. It is the responsibility of the Town Manager to submit a proposed budget for the following fiscal year to the Town Council on or before March 1st of each year. The Town Council holds several budget work sessions in March to discuss the details of the Manager's proposed budget document. The Town Council may revise and adopt a preliminary budget not later than March 22nd of each year. Two public hearings are required to be conducted on the preliminary budget prior to April 18th.

Following adoption of the preliminary budget by the Council, any qualified elector of the Town may circulate a petition requesting the Council to increase or decrease by any amount any item of expenditure in the said budget or to insert a new item of expenditure. The Council, before final adoption of the budget, shall consider and vote upon each such petition(s) which were submitted on or before April 21st containing no less than twenty-five (25) valid signatures of qualified electors of the Town.

PROFILE OF THE GOVERNMENT (Continued)

The Council shall, on or before May 1st of each year, complete its consideration of any petitions and make any final changes in the preliminary budget it may deem advisable, and give final approval to the budget by a vote of a majority of all the members of the Council. Following final approval of the budget by the Town Council, any qualified elector of the Town may circulate a petition requesting that a referendum be held on the appropriation for the general fund or the school fund in the budget as approved. Such a petition may propose a reduction or increase in the total appropriation for said funds.

The Town Clerk shall cause a referendum by ballot to be held on all budget changes requested on petitions provided that each such petition shall contain signatures of no less than two hundred of the qualified electors of the Town and shall request an increase or decrease of a sum of at least \$250,000.00. The qualified electors shall be instructed to vote either for the original total or for one (1) of the proposed increases or reductions thereof. The appropriation receiving the most votes shall be declared to have been adopted.

The appropriated budget is prepared by fund, major program function (e.g., public safety), and department (e.g., police). Department heads may make transfers of appropriations within a department. Transfers within a major program function may be made by the Town Manager, provided that proper notification is given to the Town Council. Contingency funds available at year-end are authorized by resolution of the Town Council to cover any deficits within general classifications.

Budget-to-actual comparisons are provided in this report for the general fund and the school unrestricted fund on pages 105-107 and page 108 respectively as part of the basic financial statements.

FACTORS AFFECTING FINANCIAL CONDITION

The information presented in the financial statements is perhaps best understood when it is considered from the broader perspective of the specific environment within which the Town of South Kingstown operates.

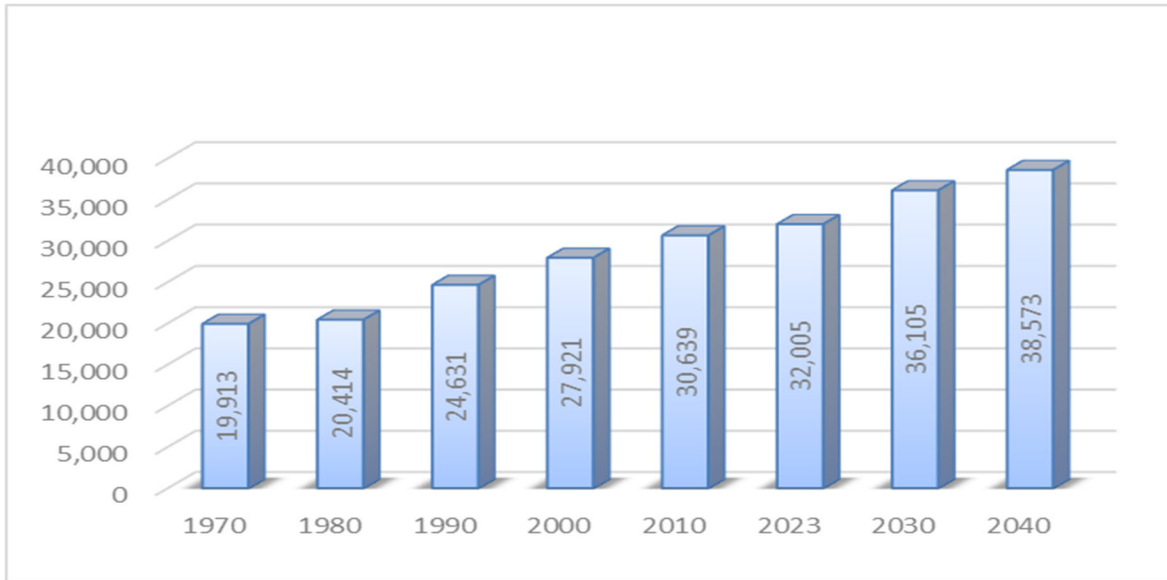
Population, Housing, and Industry Characteristics: The population estimate, as of 2023 of South Kingstown is 32,005.¹ While statewide trends show slow population growth, the population of South Kingstown is projected to increase steadily over the next 20 years, with as many as 38,573 persons living in South Kingstown in 2040.²

¹ 2023 U.S. Census Quick Facts (V2023). U.S. Census Bureau.

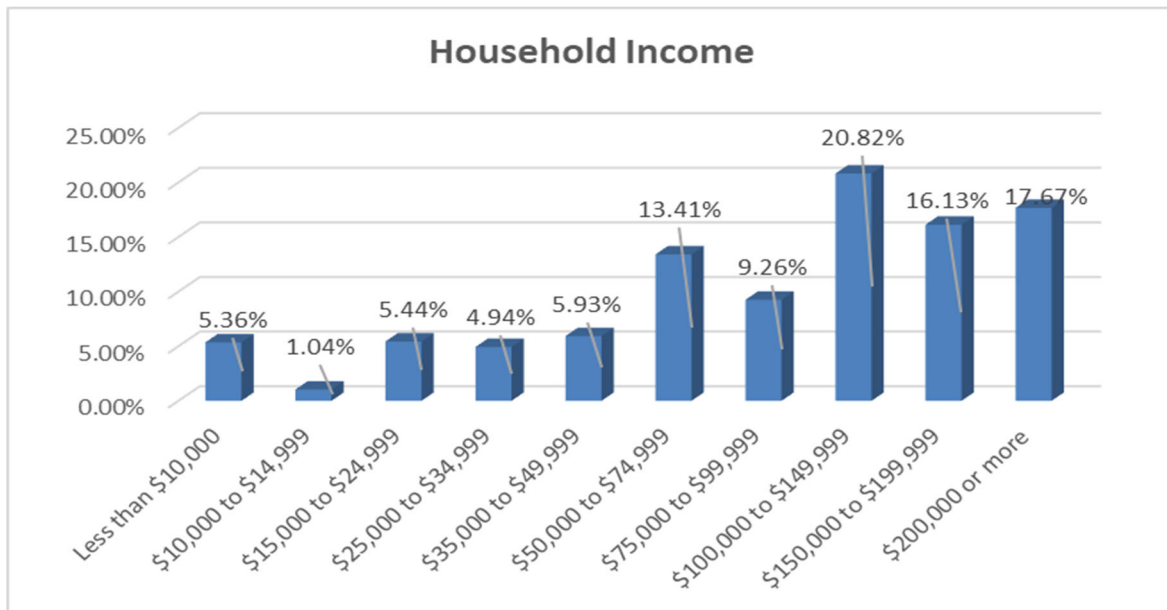
² City and Town Population Projections. Rhode Island Statewide Planning Program.

FACTORS AFFECTING FINANCIAL CONDITION (Continued)

Population Change in South Kingstown



As of 2023, the median household income in South Kingstown was \$111,063,³ which represents an approximate 56.00% increase from the 2010 median household income of \$71,192.⁴ Additionally, 54.62% of all South Kingstown households earn over \$100,000 annually.⁵ Over 95.68% of South Kingstown’s population are high school graduates or higher, compared to 89.48% statewide. 61.05% of South Kingstown’s population holds a bachelor’s degree or higher, compared to 37.30% statewide.⁶



³ 2023 American Community Survey 5-Year Estimates. U.S. Census Bureau.

⁴ 2010 American Community Survey 5-Year Estimates. U.S. Census Bureau.

⁵ 2023 American Community Survey 5-Year Estimates. U.S. Census Bureau.

⁶ 2023 American Community Survey 5-Year Estimates. U.S. Census Bureau.

FACTORS AFFECTING FINANCIAL CONDITION (Continued)

The median sales price for a single-family home has continued to improve since the crash in the late 2000s. The median single-family home sales price value increased to \$579,500 in 2023. In 2018, median single-family home sales price in South Kingstown was \$367,500. The five-year comparison for South Kingstown indicates a 58% increase in single family home prices.⁷

As of March-2024, the Rhode Island seasonally adjusted unemployment rate was 4.1%, up from 2.7% in March 2023. As of June-2024, the Rhode Island seasonally adjusted unemployment rate was 4.3%, up from 2.6% in the prior year. South Kingstown's not seasonally adjusted unemployment rate was 3.4% as of March 2024, up from 2.4% in March 2023. South Kingstown's not seasonally adjusted unemployment rate in June 2023 was 3.5%⁸

Between 2019 and 2023, employment in South Kingstown decreased from 14,460 in 2019 full-time equivalent jobs to 14,437 in 2023, a decrease of 23 (0.14%) jobs. Overall, the labor force has increased in South Kingstown from 18,866 in 2019 to 18,882 in 2023, an increase of 16 or 0.09%.

In 2023, the top five industry sectors in South Kingstown by positions were educational/health care/social assistance (4,729 positions), professional/scientific/management/administrative & waste management (1,694 positions), arts/entertainment/recreation/accommodations & food service (1,719 positions), retail trade (1,260 positions), and manufacturing (1,295 positions). Since 2018, employment in the educational/health care/social assistance industry is up 5.09% (229), professional/scientific/management/administrative & waste management industry is up 18.46% (264), arts/entertainment/recreation/accommodations & food service industry is down -17.79% (-372), the retail trade industry is down -27.79% (-485), and the manufacturing industry is up 12.51% (144).⁹ The fluctuations in these sectors is the result of the COVID-19 pandemic and its impact on the service industries.

Local economy: South Kingstown's economy is heavily influenced by the University of Rhode Island (URI), which had an enrollment of 17,351 students, including online students, for the 2023-support staff, URI 2024 academic year, this represents a slight decrease from the 17,473 of the 2022-2023 annual enrollment.¹⁰ This enrollment is supported by a faculty of 1,122 (full time teaching faculty of 772 and part time teaching faculty of 350). Of the student population, approximately 6,000 students live on campus.¹¹

The University's operating expenses for the most recent fiscal year, ended June 30, 2024 was \$659.4 million. The University has invested, or is in the process of investing, millions in capital improvements and projects since 2007, across all four campuses.

⁷ 2023 Housing Fact Book - HousingWorksRI at RWU.

⁸ Local Area Unemployment Statistics. RI Department of Labor and Training.
<http://www.dlt.ri.gov/lmi/laus/town/town.htm>.

⁹ RI Department of Labor and Training, Website, <https://dlt.ri.gov/documents/pdf/lmi/town20ann.pdf>.

¹⁰ University of Rhode Island. RIBOE2023 & RIBOE24. Website, <https://web.uri.edu/ir/data/enrollment-data/>.

¹¹ University of Rhode Island. Website, <https://www.uri.edu/about/facts/>.

FACTORS AFFECTING FINANCIAL CONDITION (Continued)

At the University, capital project development has continued over the past year. Based on the University's financial statements, dated June 30, 2024, URI's State Capital Plan Allocations are composed of the following:

In November 2018, the Rhode Island voters approved the issuance of \$70 million G.O. Bonds for higher education facilities. In March 2021, the Rhode Island voters approved the issuance of \$57.3 million G.O. Bonds for higher education facilities. In November 2022, the Rhode Island voters approved the issuance of \$100 million G.O. Bonds for higher education facilities. The expenditures funded from the proceeds of the above-mentioned general obligation bonds and capitalized as fixed assets during fiscal year 2024 totaled \$6.2 million.

Local Development Activity: Over the past calendar year, South Kingstown continued to witness an increase in development activity in both the residential and commercial building sectors. Multiple projects are under construction, and several have received at least one stage of approval, including:

- **571 Main Street,** is a proposed thirty-six unit residential development (condo style) proposed to be developed on the William Davis Miller mansion property. The existing 8,300 sq. ft. mansion house is also included in the redevelopment of the property. The applicant has submitted a Comprehensive Permit to redevelopment plan, which is currently under review by the Planning Board.
- **People's Credit Union,** received approval to demolish the existing structure and to construct a new branch office. The proposed 2,836 square foot structure with three drive-through ATM lanes are proposed at the rear (east side) of the structure covered by a canopy. The applicant received Planning Board preliminary plan approval and is currently waiting for submission for final plan approvals. 2025 Construction is anticipated.
- **Village at Broad Rock,** located at 852 Broad Rock Road, a 19-lot Flexible Design Residential subdivision for single-family development with three (3) of these lots being deed-restricted for low to moderate income ownership or occupancy. This project has received Master Plan approval and is current in the preliminary permitting process with the Planning Board.
- **Liberty Cedar,** located at 521 Liberty Lane, a four (4) unit commercial development (Total sq.ft. 48,000) proposed to be used for manufacturing and storage currently being constructed in separate phases.

- **Fieldstone Farm**, located on Old North Road, a 39-lot subdivision for single-family development with ten (10) of these lots being deed-restricted for low to moderate income ownership or occupancy. This project is current in the permitting process with the Planning Board as a Comprehensive Permit.
- **South Shore Country Club**, a condominium development composed of a golf course and 303 manufactured homes for persons aged 55 and over is under construction. Over 200 of the homes have been sold. Homes are available from \$431,000 to \$500,000+. Construction is ongoing at this project (Residential Portion). The 9-hole golf course completed in Fall of 2023 and opened this past spring/summer.

Factors Affecting Financial Condition (Continued)

- **Marina & Shellfish Hatchery Operations**, 3,600 square foot, two-story shellfish hatchery, and parking as a principal use, at 650 Succotash Road, as was occupied late summer 2024.
- **Hillside Commons**, proposed development of 18 residential units, including a combination of detached structures has received Preliminary Plan and Final Plan approval. Construction is planned in late 2024/early 2025.
- **Residences on Holly**, is a proposed Major Multi-Household Land Development Project, to construction of twelve (12) 2-bedroom dwelling units within six (6) duplex structures and associated site improvements (three units to be deed restricted for low to moderate income ownership or occupancy). The project has received Preliminary Plan and Final Plan approval. Construction is planned in late 2024/early 2025.
- **Village at Curtis Corner**, a proposed Comprehensive Permit subdivision to create twenty-four (24) parcels at 55 Curtis Corner Road containing a total of thirty-two (32) dwelling units of which 8 units will be rented to Low and a Moderate Income (LMI) families received Preliminary Plan approval phase. Infrastructure (Road, utilities, and storm drainage) associated with the project is under construction. Project received final plan and has sold 19 residential units and has another 3 under construction with only two remaining lots.
- **Tower Hill Landings Annex**, the proposed construction of an 11-unit multi-household structure at 2095 Kingstown Road was constructed and is presently occupied.
- **Magnolia Court Multi-Household Land Development Project**, construction of two (2) 2-unit duplexes on a single lot off Magnolia Court (formerly Wilson & Tarn Streets). The application has been approved, constructed and have received their Certificates of Occupancy.
- **South County Hospital**, initial review of an updated Master Plan has been modified to the review of zoning text and map amendments for the hospital in an effort to address the Institutional Master Plan submission requirements for health care institutions within G1 Zoning Districts. The hospital submitted and the Planning Board approved a new institutional master plan. The Hospital is currently seeking a Zoning Map amendment to expand employee parking at 11 Kenyon Ave. The Planning Board has forwarded a favorable review to the Town Council who is in the process of scheduling a public hearing.

- **Union Fire Station - Matunuck (Station 7)**, application to demolish and reconstruct the fire station with an ancillary building for the Town of South Kingstown's Emergency Medical Services (EMS) ambulatory use. The application received an advisory from the Planning Board and has received approval from the Zoning Board of Review. The Facility is currently under construction.
- **South Kingstown Emergency Medical Service (EMS) Station – Ministerial Road**, Funding (\$2.8 million) for new EMS building (3,600 sq. ft.) was approved by Town Council and is making its way through permitting process. Spring 2025 construction is anticipated.
- **551 Liberty Lane**, South County Post and Beam proposed construction of three new buildings with associated parking for the following areas: Building 1- 32,400 SF, Building 2- 22,500 SF, Building 3- 18,000 SF. The site is proposed to have two points of access off Liberty Lane. The applicant has received preliminary plan approval and final plan approval. The buildings are currently under construction.
- **SCC Investments 111, LLC**, a proposed Comprehensive Permit to construct two new buildings with 52 units each for a total of 104 new units. Twenty-six of the proposed 104 units would be deed restricted affordable for a minimum of 30 years at 80% of the Area Median Income (AMI). The application for preliminary plan approval was received by the Planning Board in December of 2024 and is currently under review.
- **Champagne Heights**, A proposed Comprehensive Permit project to replace the South Kingstown Housing Authority's existing residential buildings with 85 new units of housing in 34 residential buildings. The project also includes a proposed new maintenance building and a small mail/laundry building. The project is proposed to be built in 2 phases. The first phase will create 40 new housing units in 16 buildings on vacant land at the southern end of the lot. This phase also includes the construction of the mail/laundry building. Phase II would begin sometime after the existing residents are relocated into the first-phase units. Phase II includes the demolition of the existing units to make way for 19 additional structures including 45 more units of housing and a new maintenance building. The units are a mix of duplexes and triplexes. The anticipated construction commencement is 2025 pending approvals from all Authorities having Jurisdiction and funding. The project is currently pending before the Planning Board who voted in December to have staff prepare a favorable motion for review and approval.
- **Residences on Holley**, A multi-household land development project comprised of twelve (12) 2-bedroom dwelling units within six (6) duplex structures. In accordance with the inclusionary zoning requirements of the zoning ordinance, three (3) of these units will be deed restricted for low to moderate income ownership or occupancy. Each unit will have a connection to the public sewer and public water system. The applicant has received preliminary plan approval and final plan approval. The site is currently being prepared for construction.

The Planning Board also received and reviewed several smaller 2-5 lot single-family subdivision applications throughout the year, as well as several zoning text amendments.

Long-term capital financial planning. As a part of the annual budget process, the Town Manager prepares and presents a six-year capital improvement plan. This plan identifies costs and financing methods for those capital projects that the Town anticipates funding over the next six years. The 2023-2024 fiscal year capital improvement plan projects needs through fiscal year 2028-2029. The plan provides for the needs of the general government and addresses such issues as infrastructure, major equipment replacement, school facilities, public safety, recreation and open space purchases.

This plan estimates total project costs over the six-year period of approximately \$175,198,104. Financing, net of third-party funding sources for these projects by debt issuance, approximately \$140,000,000. In addition, \$41,931,428 in capital projects to be funded on a “pay as you go” basis is projected over the same six-year period. The total estimated cost of the two components of the six-year capital improvement plan is \$133,266,676.

Major projects planned in the capital improvement program include recreational fields and open space programs, affordable housing, village infrastructure, and senior services for \$510,000; neighborhood guild renovations for \$1,200,000; town beach and old mountain field improvements for \$1,289,000; general municipal improvements for \$8,515,762; school improvements for \$23,103,342 a replacement high school for the Town totaling a projected \$140,000,00. Via a general obligation bond; and harbor patrol equipment replacement for \$200,000.

Cash management policies and practices. It is the policy of the Town to invest funds in a manner which will provide the highest investment return, with the maximum amount of security, while meeting the daily cash flow needs of the Town and conforming to all state statutes governing the investment of municipal funds. Cash temporarily idle during the year was invested in certificates of deposit, obligations of the U.S. Treasury and money market mutual funds. In addition, some trust funds held corporate stocks and bonds in their investment portfolios. Investment income includes appreciation in the fair value of investments. Increases in fair value during the current year, however, do not necessarily represent trends that will continue; nor is it always possible to realize such amounts, especially in the case of temporary changes in the fair value of investments that the government intends to hold to maturity.

FACTORS AFFECTING FINANCIAL CONDITION (Continued)

The Town engaged the services of an Investment Advisor to assist the Town and the Finance Director with the Town’s first written investment policy that complies with the Government Finance Officers’ Association recommendation that municipalities create an investment policy as a best practice. This policy provides for future opportunities with longer term investment durations in US Treasuries and Federal Agency obligations for the Town’s pooled cash, ‘core’ funds and Town’s pooled cash liquidity ‘cushion’ funds which are short term or within FDIC.

Pension and other post-employment benefits. The Town of South Kingstown participates in the Municipal Employees’ Retirement System of the State of Rhode Island (MERS), an agent multiple employers defined benefit pension plan for all permanent employees, who work in excess of 20 hours per week, except for certified school department employees. As a matter of policy, the Town of South Kingstown fully funds each year’s annual required contribution to the pension plan as determined by the actuary. The actuarial assumptions and methods used in the actuary’s report comply with the parameters for disclosure that appear in Governmental Accounting Standards Board (GASB) Statement No. 68, *Accounting and Financial Reporting for Pensions – an Amendment to GASB Statement No. 27* and GASB Statement No. 71, *Pension Transition for*

Contributions Made Subsequent to the Measurement Date – an Amendment to GASB Statement No. 68.

The Town of South Kingstown also provides postretirement healthcare benefits for certain retirees and their dependents. As of the end of the current fiscal year, there were 77 retired School Department and Town employees receiving these benefits. The Town has completed their required update of the OPEB obligations with a valuation date of June 30, 2024. The Town has established an irrevocable trust fund for the funding of Other Post-Employment Benefits and as such the financial statements include an OPEB Trust Fund and the related disclosure requirements and required supplementary information in accordance with GASB Statement No.74 and No. 75.

Additional information on the Town of South Kingstown's pension arrangements and post-employment benefits can be found in Note 11 on pages 57-75 and Note 12 on pages 75-83, respectively, in the notes to the financial statements.

AWARDS AND ACKNOWLEDGEMENTS

The Government Finance Officers Association of the United States and Canada (GFOA) awarded a Certificate of Achievement for Excellence in Financial Reporting to the Town of South Kingstown for its Annual Comprehensive Financial Report for the fiscal year ended June 30, 2023. The Certificate of Achievement is a prestigious national award recognizing conformance with the highest standards for preparation of state and local government financial reports.

In order to be awarded a Certificate of Achievement, a government unit must publish an easily readable and efficiently organized Annual Comprehensive Financial Report, whose contents conform to program standards. Such ACFR must satisfy both generally accepted accounting principles and applicable legal requirements.

A Certificate of Achievement is valid for a period of one year only. The Town of South Kingstown has received a Certificate of Achievement for the last thirty-four consecutive fiscal years (fiscal years ended June 30, 1990-2023). We believe our current report continues to conform to the Certificate of Achievement program requirements, and we are submitting it to the GFOA to determine its eligibility for another certificate.

The preparation of this report was made possible by the efficient and dedicated services of the entire staff of the Finance Department. In addition, I would like to individually recognize Deputy Finance Director Rosalie Bouchard for her dedication and commitment to ensuring the operational excellence of the Finance Department. I sincerely appreciate the efforts of the entire Department in assisting with the preparation of this Annual Comprehensive Financial Report.

Finally, I would like to express my appreciation to the Town Manager and the Town Council for their interest and support in planning and conducting the financial operations of the Town in a responsible and progressive manner.

Respectfully submitted,



Brian Silvia
Finance Director

**TOWN OF SOUTH KINGSTOWN, RHODE ISLAND
TOWN OFFICIALS
JUNE 30, 2024**

TOWN COUNCIL

Rory H. McEntee, President

Michael K. Marran, Vice President
Deborah D. Bergner

Patricia A. Alley
C. Gregory Sweet

TOWN MANAGER

James M. Manni

TOWN ATTORNEYS

Michael A. Ursillo
Andrew Teitz
Peter Skwirz
Amy Goins
Terrence G. Simpson

PROBATE JUDGE

James P. Howe

Municipal Judge

Adam Sholes

DEPARTMENT HEADS

Building Inspection Official
Finance Director
Leisure Services Director, Interim
Library Director
Planning Director
Police Chief
Public Services Director
Tax Assessor
Town Clerk

James G. Gorman
Brian M. Silvia
Theresa L. Murphy
Laurel A. Clark
James D. Rabbitt
Matthew C. Moynihan
Richard J. Bourbonnais
Wendy L. Duarte
Susan M. Flynn



Government Finance Officers Association

Certificate of
Achievement
for Excellence
in Financial
Reporting

Presented to

**Town of South Kingstown
Rhode Island**

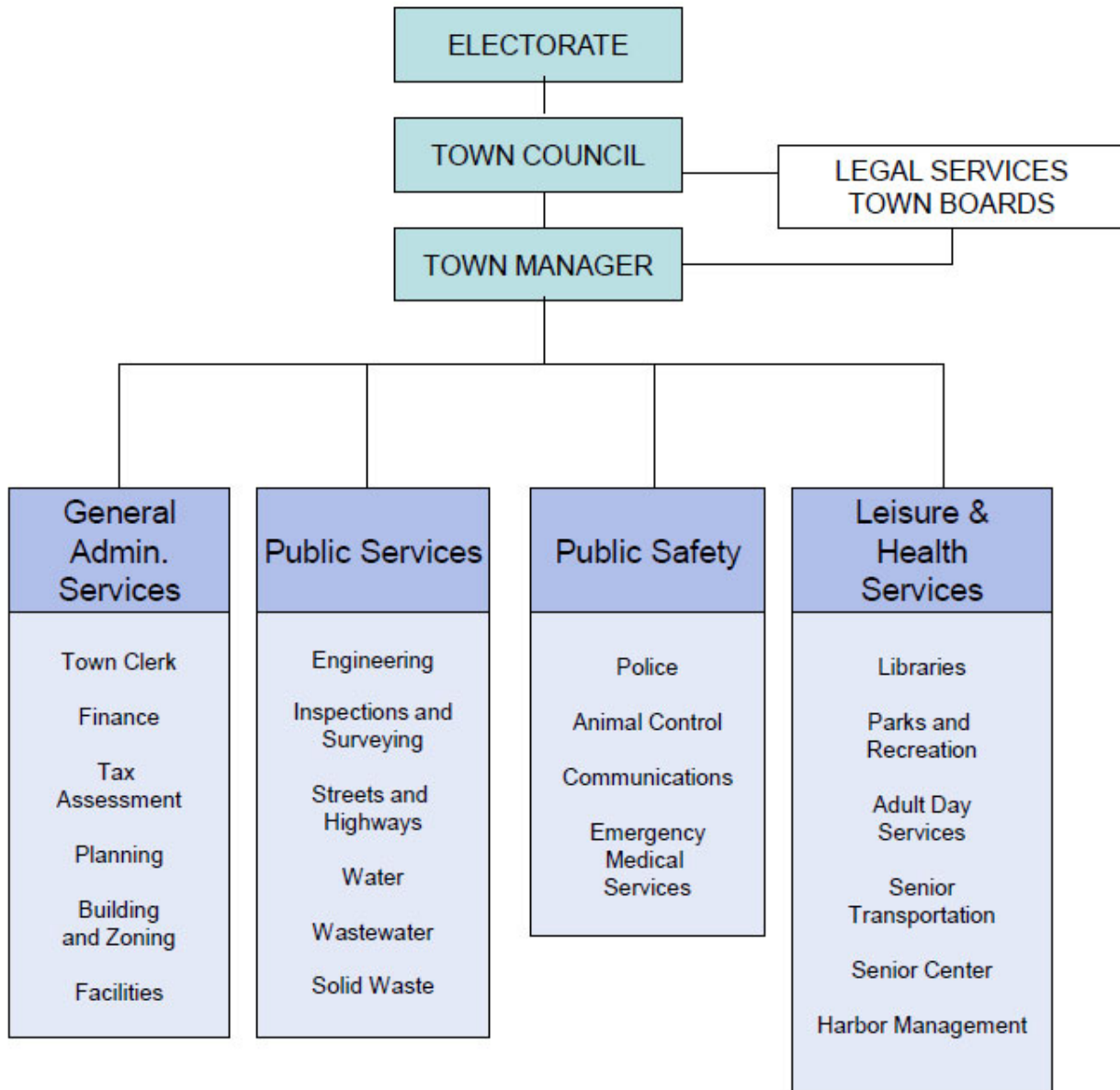
For its Annual Comprehensive
Financial Report
For the Fiscal Year Ended

June 30, 2023

Christopher P. Morill

Executive Director/CEO

Town of South Kingstown



FINANCIAL SECTION



INDEPENDENT AUDITORS' REPORT

Honorable Town Council
Town of South Kingstown, Rhode Island

Report on the Audit of the Financial Statements

Opinions

We have audited the accompanying financial statements of the governmental activities, the business-type activities, each major fund, and the aggregate remaining fund information of the Town of South Kingstown, Rhode Island, as of and for the year ended June 30, 2024, and the related notes to the financial statements, which collectively comprise the Town of South Kingstown, Rhode Island's basic financial statements as listed in the table of contents.

In our opinion, the financial statements referred to above present fairly, in all material respects, the respective financial position of the governmental activities, the business-type activities, each major fund, and the aggregate remaining fund information of the Town of South Kingstown, Rhode Island, as of June 30, 2024, and the respective changes in financial position, and, where applicable, cash flows thereof for the year then ended in accordance with accounting principles generally accepted in the United States of America.

Basis for Opinions

We conducted our audit in accordance with auditing standards generally accepted in the United States of America (GAAS) and the standards applicable to financial audits contained in *Government Auditing Standards*, issued by the Comptroller General of the United States. Our responsibilities under those standards are further described in the Auditors' Responsibilities for the Audit of the Financial Statements section of our report. We are required to be independent of the Town of South Kingstown, Rhode Island and to meet our other ethical responsibilities, in accordance with the relevant ethical requirements relating to our audit. We believe that the audit evidence we have obtained is sufficient and appropriate to provide a basis for our audit opinions.

Emphasis of Matter – Correction of an Error

As discussed in Note 16 to the financial statements, the Town of South Kingstown, Rhode Island restated beginning fund balance of the debt service fund, school improvement fund and nonmajor governmental funds. Our opinions are not modified with respect to this matter.

Responsibilities of Management for the Financial Statements

Management is responsible for the preparation and fair presentation of the financial statements in accordance with accounting principles generally accepted in the United States of America, and for the design, implementation, and maintenance of internal control relevant to the preparation and fair presentation of financial statements that are free from material misstatement, whether due to fraud or error.

In preparing the financial statements, management is required to evaluate whether there are conditions or events, considered in the aggregate, that raise substantial doubt about the Town of South Kingstown, Rhode Island's ability to continue as a going concern for twelve months beyond the financial statement date, including any currently known information that may raise substantial doubt shortly thereafter.

Auditors' Responsibilities for the Audit of the Financial Statements

Our objectives are to obtain reasonable assurance about whether the financial statements as a whole are free from material misstatement, whether due to fraud or error, and to issue an auditors' report that includes our opinions. Reasonable assurance is a high level of assurance but is not absolute assurance and therefore is not a guarantee that an audit conducted in accordance with GAAS and *Government Auditing Standards* will always detect a material misstatement when it exists. The risk of not detecting a material misstatement resulting from fraud is higher than for one resulting from error, as fraud may involve collusion, forgery, intentional omissions, misrepresentations, or the override of internal control. Misstatements are considered material if there is a substantial likelihood that, individually or in the aggregate, they would influence the judgment made by a reasonable user based on the financial statements.

In performing an audit in accordance with GAAS and *Government Auditing Standards*, we:

- Exercise professional judgment and maintain professional skepticism throughout the audit.
- Identify and assess the risks of material misstatement of the financial statements, whether due to fraud or error, and design and perform audit procedures responsive to those risks. Such procedures include examining, on a test basis, evidence regarding the amounts and disclosures in the financial statements.
- Obtain an understanding of internal control relevant to the audit in order to design audit procedures that are appropriate in the circumstances, but not for the purpose of expressing an opinion on the effectiveness of the Town of South Kingstown, Rhode Island's internal control. Accordingly, no such opinion is expressed.
- Evaluate the appropriateness of accounting policies used and the reasonableness of significant accounting estimates made by management, as well as evaluate the overall presentation of the financial statements.
- Conclude whether, in our judgment, there are conditions or events, considered in the aggregate, that raise substantial doubt about the Town of South Kingstown, Rhode Island's ability to continue as a going concern for a reasonable period of time.

We are required to communicate with those charged with governance regarding, among other matters, the planned scope and timing of the audit, significant audit findings, and certain internal control related matters that we identified during the audit.

Required Supplementary Information

Accounting principles generally accepted in the United States of America require that the management's discussion and analysis, the budgetary comparison information and the pension and Other Postemployment Benefit schedules be presented to supplement the basic financial statements. Such information is the responsibility of management and, although not a part of the basic financial statements, is required by the Governmental Accounting Standards Board who considers it to be an essential part of financial reporting for placing the basic financial statements in an appropriate operational, economic, or historical context. We have applied certain limited procedures to the required supplementary information in accordance with GAAS, which consisted of inquiries of management about the methods of preparing the information and comparing the information for consistency with management's responses to our inquiries, the basic financial statements, and other knowledge we obtained during our audit of the basic financial statements. We do not express an opinion or provide any assurance on the information because the limited procedures do not provide us with sufficient evidence to express an opinion or provide any assurance.

Supplementary Information

Our audit was conducted for the purpose of forming opinions on the financial statements that collectively comprise the Town of South Kingstown, Rhode Island's basic financial statements. The combining and individual nonmajor fund financial statements and schedules and Annual Supplemental Transparency Report are presented for purposes of additional analysis and are not a required part of the basic financial statements. Such information is the responsibility of management and was derived from and relates directly to the underlying accounting and other records used to prepare the basic financial statements. The information has been subjected to the auditing procedures applied in the audit of the basic financial statements and certain additional procedures, including comparing and reconciling such information directly to the underlying accounting and other records used to prepare the basic financial statements or to the basic financial statements themselves, and other additional procedures in accordance with GAAS. In our opinion, the combining and individual nonmajor fund financial statements and schedules and Annual Supplemental Transparency Report are fairly stated, in all material respects, in relation to the basic financial statements as a whole.

Other Information


Management is responsible for the other information included in the annual report. The other information comprises the introductory section, and statistical section but does not include the basic financial statements and our auditors' report thereon. Our opinions on the basic financial statements do not cover the other information, and we do not express an opinion or any form of assurance thereon.

In connection with our audit of the basic financial statements, our responsibility is to read the other information and consider whether a material inconsistency exists between the other information and the basic financial statements, or the other information otherwise appears to be materially misstated. If, based on the work performed, we conclude that an uncorrected material misstatement of the other information exists, we are required to describe it in our report.

Honorable Town Council
Town of South Kingstown, Rhode Island

Other Reporting Required by Government Auditing Standards

In accordance with *Government Auditing Standards*, we have also issued our report dated December 30, 2024, on our consideration of the Town of South Kingstown, Rhode Island's internal control over financial reporting and on our tests of its compliance with certain provisions of laws, regulations, contracts, and grant agreements and other matters. The purpose of that report is solely to describe the scope of our testing of internal control over financial reporting and compliance and the results of that testing, and not to provide an opinion on the effectiveness of the Town of South Kingstown, Rhode Island's internal control over financial reporting or on compliance. That report is an integral part of an audit performed in accordance with *Government Auditing Standards* in considering the Town of South Kingstown, Rhode Island's internal control over financial reporting and compliance.



CliftonLarsonAllen LLP

Cranston, Rhode Island
December 30, 2024

**TOWN OF SOUTH KINGSTOWN, RHODE ISLAND
MANAGEMENT'S DISCUSSION AND ANALYSIS
JUNE 30, 2024**

As management of the Town of South Kingstown (the Town), we offer readers of the Town's financial statements this narrative overview and analysis of the financial activities of the Town for the fiscal year ended June 30, 2024. We encourage readers to consider the information presented here in conjunction with additional information that we have furnished in our letter of transmittal, which can be found on pages i-x of this report as well as the Town's basic financial statements that follow this section. All amounts in the tables in this MD&A are expressed in thousands. All amounts in the narrative portion are expressed in real dollars.

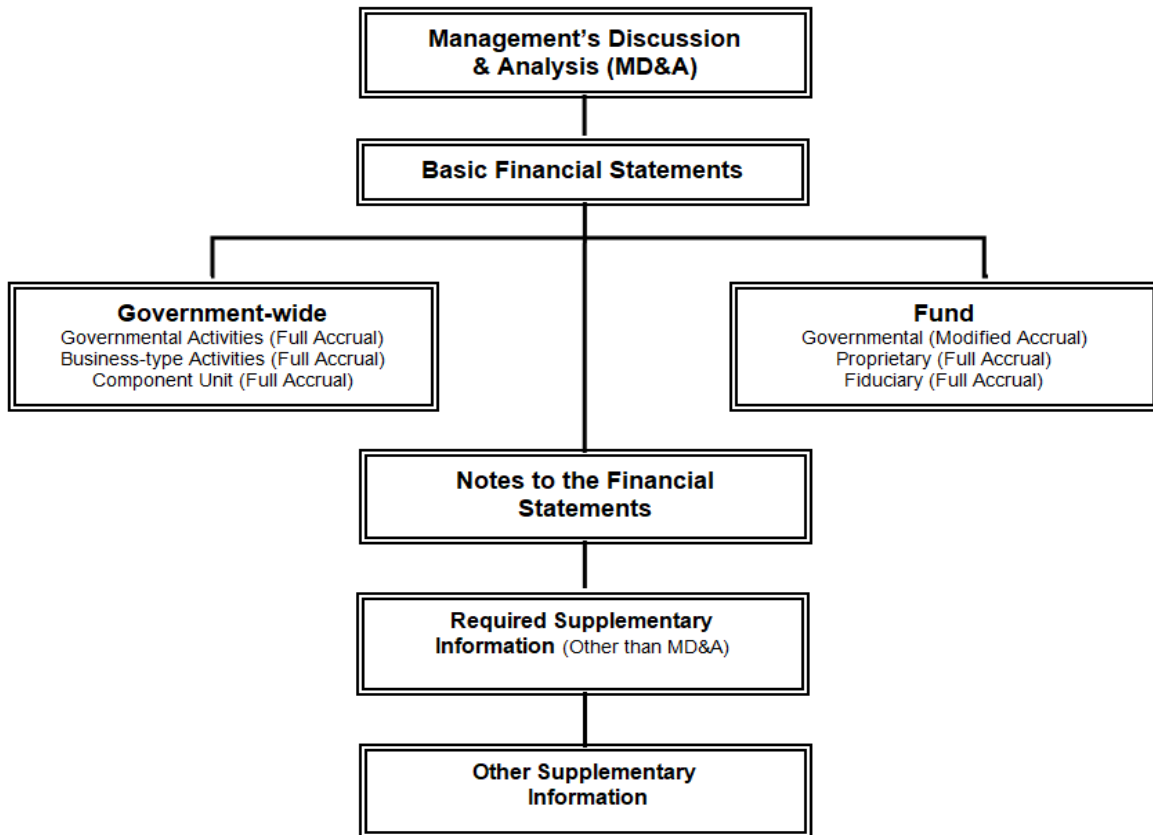
Financial Highlights

- At the end of the fiscal year, the Town's assets and deferred outflows of resources exceeded liabilities and deferred inflows of resources by \$144,765,209, or 15.4%, from the prior year's amount of \$125,415,064. Net position was comprised mainly of \$92,665,916 attributable to the Town's net investment in capital assets, \$38,587,047 restricted, and \$13,512,246 unrestricted.
- The governmental activities total net position increased by \$15,520,293, an increase of 17.9% over the prior year due to positive operating results. Business-type activities net position increased by \$3,829,852 an increase of 9.9% over the prior year.
- The Town's unrestricted deficit decreased by \$11,798,386.
- The Town has significant investment in capital assets (e.g., land, buildings, machinery, and equipment), less any related debt used to acquire those assets that is still outstanding.
- As of the close of the current fiscal year, the Town of South Kingstown's governmental funds reported combined ending fund balances of \$77,673,497. Approximately 21.6% of this total amount, \$16,743,517, is available for use at the government's discretion (unassigned fund balance).
- The remaining fund balance of \$60,929,980 includes \$962,096 in nonspendable funds, \$28,810,369 in restricted funds and \$37,157,515 in committed funds.
- The Town's total bonded debt decreased by \$1,502,001 during the current fiscal year. Government activities decreased by \$1,418,000 and Business-type activities decreased by \$84,001.
- Long-term liabilities reported a decrease of \$8,535,446 which is the result of a net decrease in general obligation bonds and bond premiums of \$1,518,929, decrease of compensated absence liability of \$39,184, a decrease of net pension liability of \$7,417,246, decrease in claims and judgements liability of \$67,097, an increase of lease liability of \$195,424, an increase of financed purchase liability of \$163,980, and an increase of subscription liability of \$311,586.

Overview of the Financial Statements

This discussion and analysis is intended to serve as an introduction to the Town of South Kingstown's basic financial statements. The Town's basic financial statements comprise three components: 1) introductory, 2) financial, and 3) statistical. As illustrated in the following chart, the financial section of this report consists of five components: management's discussion and analysis (this section), the basic financial statements, notes to the financial statements, required supplementary information, and other supplementary.

**TOWN OF SOUTH KINGSTOWN, RHODE ISLAND
MANAGEMENT'S DISCUSSION AND ANALYSIS
JUNE 30, 2024**



The Town's financial statements present a focus on the Town as a whole (government-wide) as well as the major individual funds. The government-wide financial statements provide both long-term and short-term information about the Town's overall financial status. The fund financial statements focus on the individual parts of the Town government, reporting the operations of the Town in more detail than the government-wide statements. Both perspectives, government-wide and individual fund, allow the user to address relevant questions, broaden the basis for comparisons year to year or government to government and enhance the Town's accountability.

Government-wide Financial Statements

The government-wide financial statements are designed to provide readers with a broad overview of the Town of South Kingstown's finances, in a manner similar to a private-sector business. Government-wide financial reporting consists of two statements: the Statement of Net Position and the Statement of Activities. The Statement of Net Position includes all of the Town's assets, both short-term and long-term, while the Statement of Activities reports all of the current year's revenues and expenses as soon as the underlying event for recognition occurs, regardless of the timing of the related cash flows, and provides a clearer picture of how the government's net position changed during the most recent fiscal year. Revenues and expenses are reported in the statement of activities for some items that will only result in cash flows in future fiscal periods (e.g., uncollected taxes and earned but unused vacation leave). Over time, the increase or decreases in the Town's net position can be an indicator of the Town's financial condition. ACFR users should also consider additional nonfinancial factors in assessing the overall health of the Town. The government-wide financial statements can be found on Exhibits I and II of this report.

**TOWN OF SOUTH KINGSTOWN, RHODE ISLAND
MANAGEMENT'S DISCUSSION AND ANALYSIS
JUNE 30, 2024**

The Town's government-wide financial statements are divided into three categories:

- **Governmental Activities** – Most of the Town's basic services including general government, public safety, streets and highways, planning, libraries, education and recreation are reported here. The majority of these activities are supported by property taxes, other local taxes and federal and state funding.
- **Business-Type Activities** – The Town's water, wastewater operations, solid waste and school cafeteria funds are reported here. Fees charged to customers to help cover the costs of providing these services.
- **Component Unit** – Included as a blended component unit is the Friends of South Kingstown Parks and Recreation Fund. Although legally separate, this component unit is part of the Primary Government's operations.

Fund Financial Statements

The fund financial statements provide detailed information about the Town's most significant funds and not the Town as a whole. Funds are an accounting tool that the Town uses to track resources that are segregated for specific activities or objectives. The Town, like other state and local governments, uses fund accounting to ensure and demonstrate compliance with finance-related legal requirements. Other funds are established to control and manage money for particular purposes or to show that the Town is using specific revenue sources such as taxes and grants for their intended purposes. The Town has three types of funds: governmental, proprietary, and fiduciary.

- **Governmental Funds** – The General Fund, School Trust Fund, Debt Service Fund, School Improvement Fund, Capital Projects Fund and Special Revenue Funds are governmental funds. Most of the basic services provided by the Town are financed through governmental funds. The School Unrestricted Fund has been included in the General Fund, in the basic governmental financial statements. These funds' statements focus on near-term inflows and outflows of spendable resources as well as balances of spendable resources available at the end of the fiscal year. Additional information is provided accompanying these statements that explains the relationship between the long-term focused government-wide statements and the short-term focused governmental fund statements.

The basic governmental fund financial statements can be found on Exhibits III through IV of this report.

- **Proprietary Funds** – Services for which the Town charges customers a fee are generally reported in proprietary funds. Like the government-wide statements, proprietary funds statements provide both long-and short-term financial information. The Town maintains two types of proprietary funds:
 - **Enterprise Funds** – Similar to business-type activities included in the government-wide statements, the enterprise fund financial statements provide more detail and additional information, such as cash-flow.

**TOWN OF SOUTH KINGSTOWN, RHODE ISLAND
MANAGEMENT'S DISCUSSION AND ANALYSIS
JUNE 30, 2024**

- **Internal Service Funds** – The Town uses internal service funds to report activities that provide supplies and services for the Town's other programs and activities. This is an accounting device used to accumulate and allocate costs internally among the Town's various functions. The Town uses three types of internal service funds: (1) for medical costs incurred by persons covered by the health insurance plans and for plan administrative expenses, (2) accounting for accrued sick and vacation time for various governmental funds, and (3) for future purchases and/or replacements of nonmajor information technology (IT) systems and equipment to keep the Town's infrastructure up-to-date and within industry best practices. Because these funds predominately benefit governmental rather than business-type functions, they have been included within governmental activities in the government-wide financial statements.

The basic proprietary fund financial statements can be found in Exhibits V through VII of this report.

- **Fiduciary Funds** – Fiduciary funds are used to account for resources held for the benefit of parties outside the government. These fiduciary activities are excluded from the Town's government-wide financial statements because the Town cannot use these assets to finance its operations. The Town maintains three fiduciary funds:
 - **Private Purpose Trust Funds** – Provides for resources legally held in trust for use by parties outside of the Town, and cannot be used at the Town's discretion or to support the Town's general operations. The activities are utilized for the care and maintenance of cemeteries within the Town.
 - **OPEB Trust Funds** – Provides postemployment benefits for all vested full-time employees such as health, dental and life insurance for the Town and School retirees.

The basic fiduciary fund financial statements can be found in Exhibits VIII and IX of this report.

Notes to the Financial Statements

The notes to the financial statements provide information that is essential for a full understanding of the information provided in the government-wide and fund financial statements. The notes also present certain required supplementary information. Included in the notes is the information pertaining to the Town's funding obligation to provide pension and OPEB benefits to its employees. The notes to the financial statements can be found on pages 31-87 of this report.

Other information

In addition to the basic financial statements and accompanying notes, this report also presents certain *required supplementary information*. This section includes budgetary comparison schedules, a reconciliation between the statutory fund balance for budgetary purposes and the fund balances for the General Fund and School Fund, as presented in the governmental fund financial statements. Required supplementary information can be found on pages 88-100 of this report following the notes to the financial statements.

The combining statements referred to earlier in connection with nonmajor governmental funds are presented immediately following the required supplementary information on pensions. Combining and individual fund statements and schedules can be found on pages 101-129.

**TOWN OF SOUTH KINGSTOWN, RHODE ISLAND
MANAGEMENT'S DISCUSSION AND ANALYSIS
JUNE 30, 2024**

Government-wide Financial Analysis

As noted earlier, net position may serve over time as a useful indicator of a government's financial position. The Town of South Kingstown's combined net position, assets and deferred outflow of resources exceeded liabilities by \$144,765,209 (government and business-type activities), at the close of the most recent fiscal year.

NET POSITION

For the fiscal years ended June 30, 2024 and 2023 (in 000s)

	Governmental Activities		Business-Type Activities		Total	
	2024	2023	2024	2023	2024	2023
Current and Other Assets	\$ 105,219	\$ 96,037	\$ 20,539	\$ 16,149	\$ 125,758	\$ 112,186
Noncurrent Assets	6,543	4,133	725	825	7,268	4,958
Capital Assets, Net of Accumulated Depreciation	85,279	84,001	23,561	24,252	108,840	108,253
Total Assets	197,041	184,171	44,825	41,226	241,866	225,397
Deferred Outflows of Resources	23,239	23,348	-	-	23,239	23,348
Current Liabilities	17,347	17,767	1,320	1,330	18,667	19,097
Long-Term Liabilities Outstanding	65,948	74,351	219	278	66,167	74,629
Total Liabilities	83,295	92,118	1,539	1,608	84,834	93,726
Deferred Inflows of Resources	34,723	28,660	782	944	35,505	29,604
Net Position:						
Net Investment in Capital Assets	69,257	67,647	23,409	24,054	92,666	91,701
Restricted	38,581	31,994	6	6	38,587	32,000
Unrestricted	(5,576)	(12,900)	19,089	14,614	13,513	1,714
Total Net Position	<u>\$ 102,262</u>	<u>\$ 86,741</u>	<u>\$ 42,504</u>	<u>\$ 38,674</u>	<u>\$ 144,766</u>	<u>\$ 125,415</u>

FY 2024, total assets for the Primary Government were \$241,867,207, an increase from prior year total assets by \$16,470,406. Total assets for only governmental activities were \$197,040,972, an increase of \$12,870,712 or 7.0%. Total assets from business-type activities increased by \$3,599,694. The largest portion of the Town's net position, 64.0%, reflects its investment in capital assets (e.g., land, buildings, infrastructure, machinery, and equipment); less any related debt used to acquire those assets that are still outstanding. The Town uses these capital assets to provide services to citizens; consequently, these assets are not available for future spending. Although the Town's investment in its capital assets is reported net of related debt, it should be noted that the resources needed to repay this debt must be provided from other sources, since the capital assets themselves cannot be used to liquidate these liabilities.

Total liabilities were \$84,836,254, a decrease of \$8,889,282 from \$93,725,536 in FY 2023. Total liabilities associated with governmental type activities decreased by \$8,821,869 or 9.6% while total liabilities associated with business-type activities decreased \$67,413 or 4.2% when compared to FY 2023.

**TOWN OF SOUTH KINGSTOWN, RHODE ISLAND
MANAGEMENT'S DISCUSSION AND ANALYSIS
JUNE 30, 2024**

A portion of the Town's net position (26.7% or \$38,587,047) represents resources that are subject to external restrictions on how they may be used. This includes the \$24,957,654 restricted recreational and educational purposes of which \$23,986,675 represents the School Trust Fund.

At the end of the current fiscal year, the Town of South Kingstown, is able to report positive balances in all three categories of net position as a whole. The governmental activities unrestricted deficit was reduced by \$7,322,948 or 56.8% and the business-type activities portion increased by \$4,475,438 or 30.6%. Unrestricted net position represents the portion of net position that has no related liabilities or restriction as to use.

CHANGES IN NET POSITION

For the Fiscal Years Ended June 30, 2024 and 2023 (in 000s)

	Governmental Activities		Business-Type Activities		Total	
	2024	2023	2024	2023	2024	2023
Revenues:						
Program Revenues:						
Charges for Services	\$ 6,983	\$ 7,246	\$ 10,299	\$ 7,100	\$ 17,282	\$ 14,346
Operating Grants and Contributions	13,452	12,107	481	483	13,933	12,590
Capital Grants and Contributions	1,041	499	-	-	1,041	499
General Revenues:						
Property Taxes	76,538	75,807	-	-	76,538	75,807
Motor Vehicle Phase-Out Taxes	3,930	3,930	-	-	3,930	3,930
Telephone and Hotel Taxes	372	371	-	-	372	371
Grants not Restricted to Specific Programs	1,520	1,538	-	-	1,520	1,538
Unrestricted Investment Earnings	6,511	3,425	641	112	7,152	3,537
Total Revenues	110,347	104,923	11,421	7,695	121,768	112,618
Expenses:						
General Government	6,528	6,476	-	-	6,528	6,476
Public Safety	14,956	13,455	-	-	14,956	13,455
Public Works	4,227	4,192	-	-	4,227	4,192
Human Service	495	602	-	-	495	602
Public Libraries	1,522	1,479	-	-	1,522	1,479
Education	62,586	63,505	-	-	62,586	63,505
Recreation	4,079	4,170	-	-	4,079	4,170
Interest on Long-Term Debt	427	366	-	-	427	366
Wastewater	-	-	4,740	4,115	4,740	4,115
Solid Waste	-	-	909	759	909	759
Water	-	-	1,004	966	1,004	966
School Cafeteria	-	-	944	1,032	944	1,032
Total Expenses	94,820	94,245	7,597	6,872	102,417	101,117
Change in Net Position Before Transfers	15,527	10,678	3,824	823	19,351	11,501
Transfers	(6)	(1)	6	1	-	-
Change in Net Position	15,521	10,677	3,830	824	19,351	11,501
Net Position - Beginning of Year	86,741	76,064	38,674	37,850	125,415	113,914
Net Position - End of Year	\$ 102,262	\$ 86,741	\$ 42,504	\$ 38,674	\$ 144,766	\$ 125,415

**TOWN OF SOUTH KINGSTOWN, RHODE ISLAND
MANAGEMENT'S DISCUSSION AND ANALYSIS
JUNE 30, 2024**

Activities

In FY 2024, the Town's net position increased by \$19,350,145. Primary Government revenues increased from the prior year by \$9,149,963 or 8.1% to \$121,768,344. Program revenues (charges for services, grants and contributions) of \$32,255,686 accounted for 26.5% of all Primary Government revenues, while property and state taxes attributable to governmental activities accounted for \$89,512,658, 73.5%, of which property taxes is a major revenue source accounting for \$76,538,327. Grants and contributions not restricted to specific programs account for an additional \$1,520,004 while unrestricted investment earnings account for \$7,152,340.

Governmental Activities

Total revenues for all governmental activities were \$110,340,683. Governmental Activities' program revenues of \$21,475,557 accounted for 19.5%.

- The Town's tax rate of \$11.05 per thousand dollars of assessed valuation increased by \$0.10 or 0.9% from the fiscal year 2023 rate of \$10.95 per thousand dollars of assessed valuation. The marginal increase was primarily due to operational costs increases associated with the adoption of the fiscal year 2024 budget. The State's motor vehicle phase-out was completed in fiscal year 2023 and reflective in fiscal year 2024 final net levy. Overall taxable property decreased in fiscal year 2024 by \$120,462,580 and the final net levy decreased by \$2,000,924, which was then contributed to the Town via a motor vehicle phase-out from the state.
- Property tax revenues recorded for the 2024 fiscal year increased by \$731,738 or (1.0%) over the prior year reflective of the Town's new tax rate.
- Motor vehicle taxes were completely phased out in fiscal year 2023 and in place of it, the Town received a motor vehicle phase out reimbursement from the State of Rhode Island.
- Charges for services decreased by \$263,884. The decrease was largely due to a reduction in Medicaid reimbursement offset in part by strong EMS services collections and a decrease in education revenue received. Annual variances in several other functions were reported.
- Operating grants and contributions increased by \$1,344,336 or 11.1% from the previous fiscal year. \$1,105,257 was in the category of education, which represents 82.2% of the increase, was mainly attributable to a combination of increased State and Federal funding.
- Unrestricted investment earnings for the 2024 fiscal year were \$6,510,965, representing an increase of \$3,085,727 when compared to the prior fiscal year. The General Fund experienced investment income of \$2,057,194. An increase of \$910,399 over the prior year. The increase was due to elevated interest rates throughout the fiscal year.

**TOWN OF SOUTH KINGSTOWN, RHODE ISLAND
MANAGEMENT'S DISCUSSION AND ANALYSIS
JUNE 30, 2024**

Total expenses for Primary Government were \$102,418,199. Five activities: general government, public safety, public works, education, and business-type activities accounted for the majority of the expenses, as depicted in the following amounts and percentages: \$6,527,895 (6.4%), \$14,956,118 (14.6%), \$4,227,140 (4.1%), \$62,586,356 (61.1%), and \$7,597,809 (7.4%), respectively. The Changes in Net Position table is provided for the Town's government-wide activities for the years ended June 30, 2024 and 2023. Major expense factors included:

- Governmental activities expenses increased by \$575,714 from \$94,244,676 to \$94,820,390 (0.6%). The increase was due to a variety of factors though mainly increased personnel costs.
- General government expenses within governmental activities increased by \$381,167. The increase was primarily due to increased personnel costs associated with the Town beginning operations associated with a Municipal & Housing Court in fiscal year 2024. In addition, there were increased contractual obligations in fiscal year 2024 that added to the increase.
- Public safety expenses within governmental activities have increased by \$1,172,314. The increase was due primarily to increased personnel costs associated with contractual obligations and an increase in costs related to EMS collections.
- Public works expenses within governmental activities experienced an increase of \$35,602. The increase in expenses is primarily related to personnel costs associated with contractual obligations.
- Human service expenses within governmental activities decreased \$106,516 to \$495,119. This represented a decrease, compared to the prior year of 17.7%.
- Public libraries expenses within governmental activities decreased \$42,225. A substantial portion of the increase is due to a \$60,000 increase in capital projects funding versus the prior year.
- Educational expenses within governmental activities decreased by \$919,053 overall compared to last year. The reduction is primarily associated with staff reductions, which impacted salaries and employee benefits. Supplies and materials were also reduced, when compared to the prior fiscal year.
- Recreation expenses within governmental activities decreased by \$91,558. The decrease was primarily due to personnel costs being down compared to the prior year in park maintenance. This includes salaries and employment benefit expenses.

Business-type activities. Net position in business-type activities increased by \$3,829,852 resulting in a 9.9% increase in business-type net position.

Charges for services for business-type activities accounted for 95.5% of the total program revenue sources. The balance of revenues for business-type activities was from operating grants and contributions, 4.5%.

**TOWN OF SOUTH KINGSTOWN, RHODE ISLAND
MANAGEMENT'S DISCUSSION AND ANALYSIS
JUNE 30, 2024**

- Charges for services for business-type activities increased to \$10,299,531 from \$7,100,327, an increase of \$3,199,204, 45%. The wastewater fund realized an increase of \$3,156,279 in fiscal year 2024 versus fiscal year 2023 due to an increase in capital expenses charged to the Town of Narragansett and the University of Rhode Island for costs related to the Town's wastewater system. The other three business-type funds realized increases. This increase from the wastewater fund represented 98.7% of the increase over the prior year.

Wastewater treatment expenses account for approximately 62.4% of the total expenses within the business-type activities of the Town. The school cafeteria fund, water fund and solid waste fund expenses account for 12.4%, 13.2%, and 12.0% respectively of the total business-type activities expenses for the 2024 fiscal year.

- Expenses in the wastewater fund increased by \$624,583 primarily due to increased depreciation expense and chemical costs. The \$38,509 increase in water fund expenses was related to the increased costs of water supply and pumping & transmission expenses. The \$150,108 increase in the solid waste fund is largely attributable to reduced superfund expenses being offset by increased tipping fees.
- Costs to operate the cafeteria fund decreased by \$88,069 as a result of decreased participation in the school lunch program.

As noted earlier, the Town of South Kingstown uses fund accounting to ensure and demonstrate compliance with finance-related legal requirements.

Financial Analysis of the Government's Funds

Governmental funds. The focus of the Town of South Kingstown's governmental funds is to provide information on near-term inflows, outflows, and balances of spendable resources. Such information is useful in assessing the Town of South Kingstown's financing requirements. In particular, unassigned fund balance may serve as a useful measure of a government's net resources available for spending at the end of the fiscal year.

As of the end of the current fiscal year, the Town of South Kingstown's governmental funds reported combined ending fund balances of \$77,673,497. Of this amount, \$16,743,517 is available for spending at the government's discretion (unassigned) within the Town. The remaining fund balance of \$60,929,980 includes \$2,221,322 committed to help finance the 2024-2025 town and school operating budgets. The remaining amount of \$58,708,658 consists of nonspendable fund balance of \$962,096, restricted fund balance of \$28,810,371 and committed fund balance of \$28,936,191.

The General Fund is the chief operating fund of the Town. It is used to account for all financial resources except those required to be accounted for in another fund. The School Unrestricted Fund is used to report all financial transactions of the South Kingstown School Department but is considered a department of the Town since its major source of revenue is property tax dollars and is not a separate taxing authority.

**TOWN OF SOUTH KINGSTOWN, RHODE ISLAND
MANAGEMENT'S DISCUSSION AND ANALYSIS
JUNE 30, 2024**

Therefore, the School Unrestricted Fund is reported within the Town Operating Fund. At the end of the current fiscal year, excluding the School Fund amount, the total General Fund balance was \$18,684,166 which represents an increase of \$1,375,918 over the prior year. As a measure of the General Fund's liquidity, it may be useful to compare both unassigned fund balance and total fund balance to total General Fund budgeted expenditures. Unassigned fund balance represents 18.0% of the 2024 FY Adopted General Fund Expenditure Budget, while total fund balance represents 22.1% of that same amount.

The fund balance of the Town of South Kingstown's General Fund, excluding the School Fund, increased by \$1,375,918 as compared to the June 30, 2024 fund balance. This increase is the result of positive operating results in the General Fund. Key factors in this increase are as follows:

- The Town committed \$1,043,608 of fund balance to help finance the 202-2024 General Fund budget. The planned drawdown of fund balance was a decrease of \$220,000 from the prior year commitment of fund balance. The difference between the GAAP basis of accounting and the budgetary basis of accounting is the result of recognizing the fund balance commitment of \$1,043,608, as a revenue source under the budgetary basis but not the GAAP basis.
- On a budgetary basis, the operating surplus in the General Fund was \$2,054,667 for 2023-2024. Expenditures under budget contributed \$1,598,747 to the surplus, while revenues finished the fiscal year with a \$942,770 surplus. Other financing sources (uses) over budget decreased the surplus by \$4,835.
- The Town abides by conservative spending guidelines when seeking to purchase commodities and other services. Favorable expenditure variances of significance, when compared to the budget, included savings in public safety \$659,220, public works \$481,513, and general government \$390,599. Recreation and public libraries, and miscellaneous expenditures recognized a combined savings of \$67,415.
- Tax collections resulted in a positive budget variance in property taxes of \$7,118. The Town's collection rate remained high. Meals and beverage taxes were lower than budget by \$126,672 and hotel taxes were higher than budget, at \$56,718. Departmental revenues were down by \$682,518 but were offset in part by \$47,718 in additional recreation self-supporting program fees. Business licenses and fees contributed \$183,286 to the budgetary surplus. Short term investment income increased the surplus by \$1,657,194. Positive variances were recognized in two of the five revenue categories.

The fund balance of the School Unrestricted Fund increased by \$1,544,019 as compared to the June 30, 2023 fund balance. Key factors in this increase are as follows:

- The school department committed \$270,400 of fund balance to help finance the 2023-2024 school's operating budget. The planned drawdown of fund balance was not recognized in the current fiscal year.
- On a budgetary basis, the operating surplus in the School Fund was \$1,624,019 for 2023-2024. Revenues and use of fund balance finished the fiscal year with a \$66,370 deficit which was offset by expenditures savings of \$1,685,554 and other financing sources (uses) of \$4,835.

**TOWN OF SOUTH KINGSTOWN, RHODE ISLAND
MANAGEMENT'S DISCUSSION AND ANALYSIS
JUNE 30, 2024**

- A decrease in revenue of \$66,370 was reported for the fiscal year as \$270,400 from use of fund balance was not recognized offset in part by additional revenue. The surplus in expenses of \$1,685,554 was primarily attributed to savings in personnel costs.

The school fund has a total fund balance of \$4,486,738 of which \$1,163,133 is committed to liquidate contracts and purchase orders of the prior period, and \$427,714 is committed to help finance the 2024-2025 fiscal year budget. The remaining balance of \$2,895,891 is available to help finance future years' school budgets.

The fund balance of the Debt Service Fund increased by \$477,586 as compared to the June 30, 2023 fund balance. The increase was due to the contribution from the general fund in fiscal year 2023-2024 in anticipation of future debt issuances.

The fund balance of the School Improvement Fund decreased by \$42,293. The decrease was primarily due to the use of fund balance for proposed future capital improvement projects of the school department (high school bond project related expenses).

The fund balance for the Solid Waste decreased by \$9,995 and the Water Fund increased by \$434,892, respectively. Operating expenses for each are as follows, Solid Waste Fund increased by \$152,461 and the Water Fund decreased by \$38,709. The operating revenue for the Solid Waste increased by \$129,610 and the Water Fund decreased by \$46,508, respectively.

Proprietary Funds. The Town of South Kingstown's proprietary funds provide the same type of information found in the government-wide financial statements, but in more detail.

Unrestricted net position in the wastewater fund at the end of the fiscal year totaled \$13,782,123 an increase of \$4,029, 737 over the prior year. Unrestricted net position in the water fund increased by \$434,892 to a total of \$9,420,942. The school cafeteria operation maintains a surplus position of \$252,812, which is a decrease of \$20,273 from the prior year while the solid waste fund finished the year with unrestricted net position of \$112,679 which was a decrease in value of \$7,371 mainly attributed to increased tipping fee expense. The restricted fund balance of \$6,186 is related to grant revenues received by Rhode Island Resource Recovery for the purpose of training and educating residents on the importance of recycling in our community, the balance remains unchanged from the prior year. The Town has been actively educating the importance of the recycling program.

Other factors concerning the finances of these four funds have already been addressed in the discussion of the Town of South Kingstown's business-type activities.

General Fund Budgetary Highlights

Overall, the Town finished the 2023-2024 fiscal year with a \$2,054,667 budgetary surplus (excess of revenues over expenditures). Differences between the original budget and the final amended budget involved transferring funds from departments with expenditure surpluses to departments with expenditure deficits. In order to effectively manage the unassigned fund balance and support the financing of capital projects and multi-year obligations, at the end of each fiscal year the Town Manager and Finance Director request the Town Council to transfer unexpended balances to specific capital projects or multi-year obligation accounts. At the end of the fiscal year the Town executed transfers to various capital and other multi-year funds in the amount of \$865,000.

**TOWN OF SOUTH KINGSTOWN, RHODE ISLAND
MANAGEMENT'S DISCUSSION AND ANALYSIS
JUNE 30, 2024**

Capital Asset and Debt Administration

Capital assets. The Town of South Kingstown's investment in capital assets for its governmental and business type activities as of June 30, 2024 amounts to \$108,840,216 (net of accumulated depreciation). This investment in capital assets includes land, buildings, improvements, machinery and equipment, park facilities, infrastructure, and construction in progress. The 2024 fiscal year resulted in an increase in value of investment in capital assets of \$587,240. The total increase in the Town of South Kingstown's investment in capital assets for the current fiscal year was 0.5%. Depreciation expense as compared to the amount of capitalized assets recognized in the 2024 fiscal year, specifically, the amount of new capital assets being depreciated was \$6,552,685 for the governmental activities, however, the amount of depreciation expense was \$5,440,394, in comparison to the prior year of new capital assets of \$2,561,383 and depreciation expense of \$4,922,045.

Town of South Kingstown's Capital Assets

(Net of accumulated depreciation) in 000s

	Governmental Activities		Business-Type Activities		Total	
	2024	2023	2024	2023	2024	2023
Land	\$ 14,181	\$ 14,170	\$ 1,587	\$ 1,587	\$ 15,768	\$ 15,757
Construction in Progress	7,914	7,725	1,438	4,070	9,352	11,795
Land Improvements	8,282	8,266	1,552	1,597	9,834	9,863
Buildings	15,306	16,046	1,632	1,800	16,938	17,846
Building Improvements	14,384	15,783	5,935	3,527	20,319	19,310
Equipment	6,389	2,234	1,243	1,321	7,632	3,555
Right to Use Lease Equipment	358	125	-	-	358	125
Right-to-Use Software	664	360	36	48	700	408
Vehicles	2,533	2,796	175	90	2,708	2,886
Infrastructure	15,218	16,359	9,889	10,113	25,107	26,472
Intangibles	50	137	74	99	124	236
Total	\$ 85,279	\$ 84,001	\$ 23,561	\$ 24,252	\$ 108,840	\$ 108,253

Major capital asset events during the current fiscal year included the following:

- Town-wide purchases of new vehicles and equipment accounted for \$5,503,114 during the fiscal year. These were mainly attributed to public safety, 63.1%, public services, 16.1%, and parks and recreation, 6.8%. Public Safety included \$3,075,635 for a new Townwide UHF Simulcast Radio System as well as \$678,804 for the purchase of LED Streetlights and recreation included a new Guild boiler, 300th Anniversary statue and Chevrolet Silverado pickup truck.
- Wastewater Treatment Facility Upgrades amounting to \$3,068,348 were placed in service under Business-Type Activities Building Improvements in FY24.

**TOWN OF SOUTH KINGSTOWN, RHODE ISLAND
MANAGEMENT'S DISCUSSION AND ANALYSIS
JUNE 30, 2024**

Additional information on the Town of South Kingstown's capital assets can be found in Note 8 on pages 50-51 of this report.

Long-term debt. At the end of the current fiscal year, the Town of South Kingstown had total bonded debt outstanding of \$14,339,000, entirely backed by the full faith and credit of the Town. Bonds authorized but unissued totaled an additional \$4,090,000.

State statutes limit the amount of general obligation bonded debt a town can issue to 3% of net assessed property values. However, all bonds approved through State enabling legislation and voter referendums are exempt from the limit. At June 30, 2024, the Town had a debt limit of \$206,992,926. Of the Town's \$14,339,000 in debt outstanding, \$1,769,176 is subject to the Town's legal debt limit. A balance of \$205,223,750 exists within the legal limit for additional bonds to be issued.

**Town of South Kingstown, Rhode Island's
Outstanding Debt
General Obligation Bonds in 000s**

	Governmental Activities		Business-Type Activities		Total	
	2024	2023	2024	2023	2024	2023
General Obligation Bonds	\$ 14,225	\$ 15,643	\$ 114	\$ 198	\$ 14,339	\$ 15,841

The Town's total bonded debt decreased by \$1,502,001, (9.5%) during the 2024 fiscal year.

There were no issuances of general obligation debt during the fiscal year ended June 30, 2024.

It should be noted, on December 22, 2021, the Town Manager and Finance Director met with the Town's bond rating agency, Moody's Investors Services, to affirm the Town's Aa1 rating which is the highest local municipal rating in the State. In their credit opinion report issued on January 6, 2022, Moody's noted the Town's "moderately sized tax base with favorable wealth levels, stable financial position with healthy reserves and strong liquidity, and low debt burden" as credit strengths when determining the basis for their review and consideration. South Kingstown is one of only five Rhode Island communities that have a bond rating of Aa1. The Moody's credit report cited the following additional factors for the affirmation:

- The population, economy and tax base are anchored by the state flagship University of Rhode Island (Aa3 stable), the town's coastal amenities, and its proximity to the metro-Providence labor market. The full value tax base of \$6.8 billion (2023) is diverse with the Top 10 taxpayers accounting for a small 3.0% of the tax base; and includes student housing, a utility, as well as office and corporate facilities. The tax base has grown at an annual compound growth rate of 9.4% over the past 5 years, benefiting from several commercial and residential developments as well as a full revaluation completed in 2023 and 2020.
- Despite being skewed downward by its large student population, the town's wealth and income levels are strong, with local median family income equivalent to 129% of the state and 141% of the national level. The town's per capita income in 2023 was \$48,684, compared to the State of Rhode Island at 45,919 and the United States at \$43,289. As of Oct 2022, the town's unemployment rate was a low 2.3% and is better than the state and national levels of 2.8% and 3.4% respectively.

**TOWN OF SOUTH KINGSTOWN, RHODE ISLAND
MANAGEMENT'S DISCUSSION AND ANALYSIS
JUNE 30, 2024**

Additional information on the Town of South Kingstown's long-term debt can be found in Note 10 on pages 53-57 of this report.

Economic Factors and Next Year's Budgets and Rates

- As of June 2024, the labor force in South Kingstown was 17,404 with employment at 16,800 yielding an unemployment rate of 3.5%, an increase of 0.6% from the prior fiscal year.
- The final budget for 2025 was adopted in the amount of \$91,282,008 which represents an increase of \$2,237,384, or 2.5% from the prior fiscal year.
- Property tax revenues for the fiscal year 2024 reflect an increase in the Town's tax levy of \$424,840 (excluding motor vehicles) or 0.6% higher than the previous fiscal year. The property tax rate remained unchanged at \$11.05 per thousand dollars of assessed value. Total taxable property increased by \$38,435,914 from \$6,899,764,198 to \$6,938,200,112. This was impacted by a new state-imposed exemption related to tangible personal property taxes.

During the current fiscal year, the fund balance in the general fund increased to \$18,684,166. The Town of South Kingstown has committed \$1,793,608 of this amount for spending in the 2025 fiscal year budget, \$113,680 is committed for outstanding purchase orders at June 30, 2024. \$29,111 is recognized as nonspendable for prepaid expenditures. The Town maintains an unassigned fund balance of \$16,747,767 to use at its discretion.

Requests for Information: This financial report is designed to provide a general overview of the Town of South Kingstown's finances for all those with an interest in the Town's finances. Questions concerning any of the information provided in this report or requests for additional financial information should be addressed to the Office of the Finance Director, 180 High Street, Town Hall, Wakefield, Rhode Island, 02879.

BASIC FINANCIAL STATEMENTS

TOWN OF SOUTH KINGSTOWN, RHODE ISLAND
STATEMENT OF NET POSITION
JUNE 30, 2024

	Governmental Activities	Business-Type Activities	Total
ASSETS			
CURRENT ASSETS			
Cash and Cash Equivalents	\$ 46,520,563	\$ 11,270,091	\$ 57,790,654
Investments	43,897,008	8,621,410	52,518,418
Receivables, Net of Allowance for Uncollectibles	2,138,367	1,049,362	3,187,729
Due from Federal and State Governments	2,343,314	53,495	2,396,809
Internal Balances	454,911	(454,911)	-
Prepaid Items	56,846	-	56,846
Total Current Assets	<u>95,411,009</u>	<u>20,539,447</u>	<u>115,950,456</u>
NONCURRENT ASSETS			
Net Pension Asset	1,237,377	-	1,237,377
Net OPEB Asset	8,571,017	-	8,571,017
Leases Receivable	6,542,787	725,354	7,268,141
Capital Assets Not Being Depreciated or Amortized	22,095,396	3,024,030	25,119,426
Capital Assets, Net of Accumulated Depreciation and Amortization	<u>63,183,386</u>	<u>20,537,404</u>	<u>83,720,790</u>
Total Noncurrent Assets	<u>101,629,963</u>	<u>24,286,788</u>	<u>125,916,751</u>
Total Assets	197,040,972	44,826,235	241,867,207
DEFERRED OUTFLOWS OF RESOURCES			
Deferred Charge on Refunding	46,962	-	46,962
Deferred Outflows of Resources Related to Pensions	21,214,262	-	21,214,262
Deferred Outflows of Resources Related to OPEB	<u>1,977,572</u>	<u>-</u>	<u>1,977,572</u>
Total Deferred Outflows of Resources	<u>23,238,796</u>	<u>-</u>	<u>23,238,796</u>
LIABILITIES			
CURRENT LIABILITIES			
Accounts Payable	1,631,389	717,404	2,348,793
Accrued Liabilities	3,690,044	350,134	4,040,178
Due to Federal and State Governments	235,838	-	235,838
Unearned Revenue	8,528,679	93,035	8,621,714
Deposits Held in Custody of Others	182,438	-	182,438
Current Maturities of Long-Term Obligations	<u>3,078,608</u>	<u>161,718</u>	<u>3,240,326</u>
Total Current Liabilities	<u>17,346,996</u>	<u>1,322,291</u>	<u>18,669,287</u>
NONCURRENT LIABILITIES			
Due in More Than One Year	<u>65,948,236</u>	<u>218,731</u>	<u>66,166,967</u>
Total Liabilities	83,295,232	1,541,022	84,836,254
DEFERRED INFLOWS OF RESOURCES			
Deferred Inflows of Resources Related to Pensions	21,386,814	-	21,386,814
Deferred Inflows of Resources Related to OPEB	6,222,302	-	6,222,302
Deferred Inflows of Resources Related to Leases	6,513,237	781,628	7,294,865
Advance Property Tax Collections	<u>600,559</u>	<u>-</u>	<u>600,559</u>
Total Deferred Inflows of Resources	<u>34,722,912</u>	<u>781,628</u>	<u>35,504,540</u>
NET POSITION			
Net Investment in Capital Assets	69,257,089	23,408,827	92,665,916
Restricted for:			
Pension and OPEB	9,808,394	-	9,808,394
Trust Purposes:			
Expendable	2,232,137	-	2,232,137
Nonexpendable	962,096	-	962,096
Student Activity	287,754	-	287,754
Unused Grants and Donations	332,826	6,186	339,012
Recreational and Educational	<u>24,957,654</u>	<u>-</u>	<u>24,957,654</u>
Unrestricted	<u>(5,576,326)</u>	<u>19,088,572</u>	<u>13,512,246</u>
Total Net Position	<u>\$ 102,261,624</u>	<u>\$ 42,503,585</u>	<u>\$ 144,765,209</u>

See accompanying Notes to Financial Statements.

**TOWN OF SOUTH KINGSTOWN, RHODE ISLAND
STATEMENT OF ACTIVITIES
YEAR ENDED JUNE 30, 2024**

Function/Program Activities	Expenses	Program Revenues			Net Revenue (Expense) and Changes in Net Position		
		Charges for Services	Operating Grants and Contributions	Capital Grants and Contributions	Governmental Activities	Business-Type Activities	Total
GOVERNMENTAL ACTIVITIES							
General Government	\$ 6,527,895	\$ 475,541	\$ 1,256,232	\$ -	\$ (4,796,122)	\$ -	\$ (4,796,122)
Public Safety	14,956,118	1,981,644	302,845	-	(12,671,629)	-	(12,671,629)
Public Works	4,227,140	1,254,727	-	946,387	(2,026,026)	-	(2,026,026)
Human Service	495,119	145,399	395,771	-	46,051	-	46,051
Public Libraries	1,521,538	9,052	311,279	15,000	(1,186,207)	-	(1,186,207)
Education	62,586,356	990,724	11,172,303	-	(50,423,329)	-	(50,423,329)
Recreation	4,078,825	2,125,505	13,148	80,000	(1,860,172)	-	(1,860,172)
Interest and Fiscal Charges	427,399	-	-	-	(427,399)	-	(427,399)
Total Governmental Activities	<u>94,820,390</u>	<u>6,982,592</u>	<u>13,451,578</u>	<u>1,041,387</u>	<u>(73,344,833)</u>	<u>-</u>	<u>(73,344,833)</u>
BUSINESS-TYPE ACTIVITIES							
Wastewater	4,740,060	7,717,343	-	-	-	2,977,283	2,977,283
Solid Waste	909,424	894,766	-	-	-	(14,658)	(14,658)
Water	1,004,338	1,246,661	-	-	-	242,323	242,323
School Cafeteria	943,987	440,761	480,598	-	-	(22,628)	(22,628)
Total Business-Type Activities	<u>7,597,809</u>	<u>10,299,531</u>	<u>480,598</u>	<u>-</u>	<u>-</u>	<u>3,182,320</u>	<u>3,182,320</u>
Total	<u>\$ 102,418,199</u>	<u>\$ 17,282,123</u>	<u>\$ 13,932,176</u>	<u>\$ 1,041,387</u>	<u>(73,344,833)</u>	<u>3,182,320</u>	<u>(70,162,513)</u>
GENERAL REVENUES							
Property Taxes					76,538,327	-	76,538,327
Motor Vehicle Phase-Out Taxes					3,930,455	-	3,930,455
Telephone and Hotel Taxes					371,532	-	371,532
Grants and Contributions not Restricted to Specific Programs					1,520,004	-	1,520,004
Unrestricted Investment Earnings					6,510,965	641,375	7,152,340
TRANSFERS					<u>(6,157)</u>	<u>6,157</u>	<u>-</u>
Total General Revenues and Transfers					<u>88,865,126</u>	<u>647,532</u>	<u>89,512,658</u>
CHANGE IN NET POSITION					15,520,293	3,829,852	19,350,145
Net Position - Beginning of Year					<u>86,741,331</u>	<u>38,673,733</u>	<u>125,415,064</u>
NET POSITION - END OF YEAR					<u>\$ 102,261,624</u>	<u>\$ 42,503,585</u>	<u>\$ 144,765,209</u>

See accompanying Notes to Financial Statements.

TOWN OF SOUTH KINGSTOWN, RHODE ISLAND
BALANCE SHEET
GOVERNMENTAL FUNDS
JUNE 30, 2024

	General	School Trust Fund	Debt Service Fund	ARPA Fund	Nonmajor Governmental Funds	Total Governmental Funds
ASSETS						
Cash and Cash Equivalents	\$ 38,957,070	\$ 760,196	\$ -	\$ -	\$ 5,298,450	\$ 45,015,716
Investments	12,683,837	23,640,167	-	-	7,573,189	43,897,193
Accounts and Other Receivable, Net	1,471,371	-	-	-	348,323	1,819,694
Due from Federal and State Governments	47,889	-	-	-	2,295,425	2,343,314
Due from Other Funds	2,401,182	-	2,982,653	7,608,747	14,844,155	27,836,737
Lease Receivable	6,752,145	-	-	-	109,315	6,861,460
Prepaid Items	56,842	-	-	-	4	56,846
	<u>\$ 62,370,336</u>	<u>\$ 24,400,363</u>	<u>\$ 2,982,653</u>	<u>\$ 7,608,747</u>	<u>\$ 30,468,861</u>	<u>\$ 127,830,960</u>
LIABILITIES, DEFERRED INFLOWS OF RESOURCES, AND FUND BALANCES						
LIABILITIES						
Accounts Payable	\$ 1,148,589	\$ -	\$ 1,001	\$ 13,088	\$ 468,915	\$ 1,631,593
Accrued Liabilities	3,367,456	435	-	-	191,801	3,559,692
Due to State and Federal Governments	217,448	-	-	-	18,390	235,838
Due to Other Funds	26,151,213	20	-	-	1,946,250	28,097,483
Unearned Revenue	497,644	-	-	7,595,659	435,376	8,528,679
Deposits Held in Custody of Others	181,284	-	-	-	1,154	182,438
Total Liabilities	<u>31,563,634</u>	<u>455</u>	<u>1,001</u>	<u>7,608,747</u>	<u>3,061,886</u>	<u>42,235,723</u>
DEFERRED INFLOWS OF RESOURCES						
Unavailable Revenue - Property Taxes	625,973	-	-	-	-	625,973
Unavailable Revenue - Other Receivable	-	-	-	-	181,971	181,971
Advance Property Tax Collections	600,559	-	-	-	-	600,559
Deferred Inflow - Leases	6,409,266	-	-	-	103,971	6,513,237
Total Deferred Inflows of Resources	<u>7,635,798</u>	<u>-</u>	<u>-</u>	<u>-</u>	<u>285,942</u>	<u>7,921,740</u>
FUND BALANCES						
Nonspendable	56,842	413,233	-	-	492,021	962,096
Restricted	-	23,986,675	-	-	4,823,696	28,810,371
Committed	6,366,295	-	2,981,652	-	21,809,566	31,157,513
Unassigned	16,747,767	-	-	-	(4,250)	16,743,517
Total Fund Balances	<u>23,170,904</u>	<u>24,399,908</u>	<u>2,981,652</u>	<u>-</u>	<u>27,121,033</u>	<u>77,673,497</u>
Total Liabilities, Deferred Inflows of Resources, and Fund Balances	<u>\$ 62,370,336</u>	<u>\$ 24,400,363</u>	<u>\$ 2,982,653</u>	<u>\$ 7,608,747</u>	<u>\$ 30,468,861</u>	<u>\$ 127,830,960</u>

See accompanying Notes to Financial Statements.

TOWN OF SOUTH KINGSTOWN, RHODE ISLAND
BALANCE SHEET
GOVERNMENTAL FUNDS (CONTINUED)
JUNE 30, 2024

RECONCILIATION TO THE STATEMENT OF NET POSITION

Total Fund Balances - Governmental Funds (Exhibit III) \$ 77,673,497

Amounts reported for governmental activities in the statement of net position (Exhibit I) are different because of the following:

Capital assets used in governmental activities are not financial resources and, therefore, are not reported in the funds:

Governmental Capital Assets	189,635,499
Less: Accumulated Depreciation and Amortization	(104,356,717)
Net Capital Assets	<u>85,278,782</u>

Other long-term assets and deferred outflows of resources are not available to pay for current-period expenditures and, therefore, are deferred in the funds:

Property Tax Receivables Greater than 60 Days	625,973
Other Receivables	181,971
Net Pension Asset	1,237,377
Net OPEB Asset	8,571,017
Deferred Outflows of Resources Related to Pensions	21,214,262
Deferred Outflows of Resources Related to OPEB	1,977,572

Internal service funds are used by management to charge the costs of risk management to individual funds. The assets and liabilities of the internal service funds are reported with governmental activities in the statement of net position.

2,220,504

Long-term liabilities and deferred inflows of resources are not due and payable in the current period and, therefore, are not reported in the funds:

Bonds Payable	(14,225,000)
Deferred Charges on Refunding	46,962
Deferred Inflows of Resources Related to Pensions	(21,386,814)
Deferred Inflows of Resources Related to OPEB	(6,222,302)
Unamortized Bond Issue Premium	(673,630)
Interest Payable on Bonds	(130,333)
Compensated Absences	(4,507,859)
Net Pension Liability	(47,578,055)
Lease Liability	(324,124)
Subscription Liability	(681,921)
Financed Purchases	(163,980)
Claims and Judgments	<u>(872,275)</u>

Net Position of Governmental Activities as Reported on the Statement of Net Position

\$ 102,261,624

See accompanying Notes to Financial Statements.

**TOWN OF SOUTH KINGSTOWN, RHODE ISLAND
STATEMENT OF REVENUES, EXPENDITURES, AND CHANGES IN FUND BALANCES
GOVERNMENTAL FUNDS
YEAR ENDED JUNE 30, 2024**

	General	School Trust Fund	Debt Service Fund	School Improvement Fund	ARPA Fund	Nonmajor Governmental Funds	Total Governmental Funds
REVENUES							
Property Taxes, Interest, and Lien Fees	\$ 76,565,423	\$ -	\$ -		\$ -	\$ -	\$ 76,565,423
Intergovernmental Revenues	12,167,022	-	194,507		573,610	6,299,318	19,234,457
Licenses and Fees	2,005,458	-	-		-	718,260	2,723,718
Investment Income	2,500,836	3,299,693	-		-	677,411	6,477,940
Fines and Charges	86,464	-	-		-	2,526,184	2,612,648
Departmental	1,156,722	-	-		-	-	1,156,722
Contributions	-	-	-		-	315,939	315,939
State On-Behalf Pension Contribution	2,674,783	-	-		-	-	2,674,783
Other Revenues	386,918	-	-		-	26,327	413,245
Total Revenues	<u>97,543,626</u>	<u>3,299,693</u>	<u>194,507</u>		<u>573,610</u>	<u>10,563,439</u>	<u>112,174,875</u>
EXPENDITURES							
Current:							
General Government	6,812,275	87,278	1,000		231,960	376,299	7,508,812
Public Safety	14,088,511	-	-		341,650	809,235	15,239,396
Public Works	2,963,628	-	-		-	36,466	3,000,094
Human Service Agency Contribution	-	-	-		-	495,119	495,119
Public Libraries	1,389,245	-	-		-	21,315	1,410,560
Education	63,485,036	-	-		-	4,728,411	68,213,447
Recreation	2,022,841	-	-		-	1,318,189	3,341,030
Debt Service:							
Principal Retirement	163,464	-	1,418,000		-	163,142	1,744,606
Interest and Other Charges	8,512	-	492,847		-	26,295	527,654
Capital Outlay	17,328	-	-		-	5,903,287	5,920,615
Total Expenditures	<u>90,950,840</u>	<u>87,278</u>	<u>1,911,847</u>		<u>573,610</u>	<u>13,877,758</u>	<u>107,401,333</u>
EXCESS (DEFICIENCY) OF REVENUES OVER EXPENDITURES	6,592,786	3,212,415	(1,717,340)		-	(3,314,319)	4,773,542
OTHER FINANCING SOURCES (USES)							
Financed Purchases Issued	-	-	-		-	214,161	214,161
Issuance of Leases	-	-	-		-	365,849	365,849
Issuance of Subscriptions	17,328	-	-		-	406,258	423,586
Transfers In from Other Funds	1,437,123	-	2,194,926		-	3,596,022	7,228,071
Transfers Out to Other Funds	(5,127,300)	(708,567)	-		-	(1,748,361)	(7,584,228)
Total Other Financing Sources (Uses)	<u>(3,672,849)</u>	<u>(708,567)</u>	<u>2,194,926</u>		<u>-</u>	<u>2,833,929</u>	<u>647,439</u>
NET CHANGE IN FUND BALANCES	2,919,937	2,503,848	477,586		-	(480,390)	5,420,981
Fund Balances - Beginning of Year, as Originally Reported	20,250,967	21,896,060	2,428,314	213,207	-	27,463,968	72,252,516
Restatement	-	-	75,752	(213,207)	-	137,455	-
Fund Balances - Beginning of Year, as Restated	20,250,967	21,896,060	2,504,066	-	-	27,601,423	72,252,516
FUND BALANCES - END OF YEAR	<u>\$ 23,170,904</u>	<u>\$ 24,399,908</u>	<u>\$ 2,981,652</u>	<u>\$ -</u>	<u>\$ -</u>	<u>\$ 27,121,033</u>	<u>\$ 77,673,497</u>

See accompanying Notes to Financial Statements.

TOWN OF SOUTH KINGSTOWN, RHODE ISLAND
STATEMENT OF REVENUES, EXPENDITURES, AND CHANGES IN FUND BALANCES
GOVERNMENTAL FUNDS
YEAR ENDED JUNE 30, 2024

RECONCILIATION TO THE STATEMENT OF ACTIVITIES

Net Change in Fund Balances - Governmental Funds (Exhibit IV) \$ 5,420,981

Amounts reported for governmental activities in the statement of activities (Exhibit II) are different because of the following:

Governmental funds report capital outlays as expenditures. However, in the statement of activities the cost of those assets is allocated over their estimated useful lives and reported as depreciation expense.

Capital Outlay	6,753,035
Depreciation and Amortization Expense	(5,440,394)
Loss on Disposition of Capital Assets	(34,421)

Revenues in the statement of activities that do not provide current financial resources are not reported as revenues in the funds.

Property Taxes Collected After 60 Days	(27,096)
Other Receivables	(102,846)
Change in Net Pension Asset	196,819
Change in Net OPEB Asset	3,498,797
Change in Deferred Outflows of Resources Related to Pensions	874,847
Change in Deferred Outflows of Resources Related to OPEB	(967,898)

The issuance of long-term debt (e.g., bonds, leases) provides current financial resources to governmental funds, while the repayment of the principal of long-term debt consumes the current financial resources of governmental funds. Neither transaction, however, has any effect on net position. Also, governmental funds report the effect of premiums, discounts and similar items when debt is first issued, whereas these amounts are deferred and amortized in the statement of activities. This amount is the net effect of these differences in the treatment of long-term debt and related items.

Principal Payments	1,418,000
Issuance of Leases	(365,849)
Principal Payments on Leases	170,425
Issuance of Subscriptions	(451,696)
Financed Purchases Issued	(180,051)
Principal Payments on Financed Purchases	16,071
Principal Payments on Subscriptions	140,110

Some expenses reported in the statement of activities do not require the use of current financial resources and, therefore, are not reported as expenditures in governmental funds.

Amortization of Deferred Charges in Refunding	(16,575)
Change in Deferred Inflows of Resources Related to Pensions	(3,290,709)
Change in Deferred Inflows of Resources Related to OPEB	(16,003)
Amortization of Bond Premiums	100,929
Accrued Interest	9,921
Change in Long-Term Compensated Absences	39,184
Change in Net Pension Liability	7,417,246
Change in Claims and Judgments	67,097

The net expense of the internal service funds is reported with governmental activities.

290,369

Change in Net Position of Governmental Activities as Reported on the Statement of Activities

\$ 15,520,293

See accompanying Notes to Financial Statements.

TOWN OF SOUTH KINGSTOWN, RHODE ISLAND
STATEMENT OF NET POSITION
PROPRIETARY FUNDS
JUNE 30, 2024

	Business-Type Activities - Enterprise Funds					Activities
	Major Funds			Nonmajor		Internal Service Funds
	Wastewater	Solid Waste	Water	School Cafeteria	Total	
ASSETS						
CURRENT ASSETS						
Cash and Cash Equivalents	\$ 8,293,562	\$ 68,526	\$ 2,156,020	\$ 751,983	\$ 11,270,091	\$ 1,504,847
Investments	5,890,310	55,448	2,675,652	-	8,621,410	-
Accounts and Other Receivables, Net	584,266	82,351	283,272	-	949,889	-
Due from Federal and State Governments	-	-	-	53,495	53,495	-
Due from Other Funds	-	1	-	-	1	715,657
Leases Receivable	-	-	99,473	-	99,473	-
Total Current Assets	14,768,138	206,326	5,214,417	805,478	20,994,359	2,220,504
NONCURRENT ASSETS						
Leases Receivable	-	-	725,354	-	725,354	-
Capital Assets Not Being Depreciated or Amortized	621,699	1,005,003	1,397,328	-	3,024,030	-
Capital Assets, Net of Accumulated Depreciation and Amortization	15,874,430	1,568,439	3,094,425	110	20,537,404	-
Total Noncurrent Assets	16,496,129	2,573,442	5,217,107	110	24,286,788	-
Total Assets	31,264,267	2,779,768	10,431,524	805,588	45,281,147	2,220,504
LIABILITIES						
CURRENT LIABILITIES						
Accounts Payable	549,932	66,099	54,690	46,683	717,404	-
Accrued Liabilities	284,519	5,601	60,014	-	350,134	-
Due to Other Funds	3,661	-	8,098	443,153	454,912	-
Unearned Revenue	30,095	-	-	62,940	93,035	-
Current Portion of Compensated Absences	57,412	4,719	32,256	-	94,387	-
Current Portion of Subscription Liability	4,743	3,794	3,794	-	12,331	-
Current Portion of Bonds Payable	-	55,000	-	-	55,000	-
Total Current Liabilities	930,362	135,213	158,852	552,776	1,777,203	-
NONCURRENT LIABILITIES						
Compensated Absences	60,396	11,042	62,017	-	133,455	-
Subscription Liability	10,106	8,085	8,085	-	26,276	-
Bonds Payable After One Year	-	59,000	-	-	59,000	-
Total Noncurrent Liabilities	70,502	78,127	70,102	-	218,731	-
Total Liabilities	1,000,864	213,340	228,954	552,776	1,995,934	-
DEFERRED INFLOWS OF RESOURCES						
Deferred Inflow - Leases	-	-	781,628	-	781,628	-
NET POSITION						
Net Investment in Capital Assets	16,481,280	2,447,563	4,479,874	110	23,408,827	-
Restricted For Grants	-	6,186	-	-	6,186	-
Unrestricted	13,782,123	112,679	4,941,068	252,702	19,088,572	2,220,504
Total Net Position	\$ 30,263,403	\$ 2,566,428	\$ 9,420,942	\$ 252,812	\$ 42,503,585	\$ 2,220,504

See accompanying Notes to Financial Statements.

TOWN OF SOUTH KINGSTOWN, RHODE ISLAND
STATEMENT OF REVENUES, EXPENSES, AND CHANGES IN NET POSITION
PROPRIETARY FUNDS
YEAR ENDED JUNE 30, 2024

	Business-Type Activities - Enterprise Funds					Governmental
	Major Funds			Nonmajor		Activities
	Wastewater	Solid Waste	Water	School Cafeteria	Total	Internal Service Funds
OPERATING REVENUES						
Charges for Services	\$ 7,556,142	\$ 885,517	\$ 1,236,810	\$ 440,761	\$ 10,119,230	\$ 207,183
Other	161,199	-	9,851	-	171,050	-
Total Operating Revenues	7,717,341	885,517	1,246,661	440,761	10,290,280	207,183
OPERATING EXPENSES						
Wells	-	-	256,868	-	256,868	-
Pumping	666,693	-	30,642	-	697,335	-
Distribution	-	-	61,225	-	61,225	-
Treating and Sludge	2,309,559	-	-	-	2,309,559	-
Transportation and Disposal	-	663,439	-	-	663,439	-
Administrative and General	326,189	117,413	474,784	-	918,386	-
Depreciation and Amortization	1,217,610	44,746	175,719	1,986	1,440,061	-
Repairs and Maintenance	70,471	-	5,100	1,449	77,020	-
Health Care Management	-	-	-	-	-	3,000
Compensated Absences	-	-	-	-	-	66,102
School Cafeteria Operations	-	-	-	940,182	940,182	-
Other Operating	148,758	81,979	-	-	230,737	230,735
Total Operating Expenses	4,739,280	907,577	1,004,338	943,617	7,594,812	299,837
OPERATING INCOME (LOSS)	2,978,061	(22,060)	242,323	(502,856)	2,695,468	(92,654)
NONOPERATING REVENUES						
(EXPENSES)						
Income on Investments	443,028	4,663	193,684	-	641,375	33,023
Other Revenue	-	9,249	-	-	9,249	-
Intergovernmental	-	-	-	480,598	480,598	-
Interest Expense	(778)	(1,847)	(370)	-	(2,995)	-
Total Nonoperating Revenues (Expenses)	442,250	12,065	193,314	480,598	1,128,227	33,023
INCOME BEFORE TRANSFERS	3,420,311	(9,995)	435,637	(22,258)	3,823,695	(59,631)
Transfers In	9,138	-	-	-	9,138	350,000
Transfers Out	(2,236)	-	(745)	-	(2,981)	-
CHANGE IN NET POSITION	3,427,213	(9,995)	434,892	(22,258)	3,829,852	290,369
Net Position - Beginning of Year	26,836,190	2,576,423	8,986,050	275,070	38,673,733	1,930,135
NET POSITION - END OF YEAR	<u>\$ 30,263,403</u>	<u>\$ 2,566,428</u>	<u>\$ 9,420,942</u>	<u>\$ 252,812</u>	<u>\$ 42,503,585</u>	<u>\$ 2,220,504</u>

See accompanying Notes to Financial Statements.

TOWN OF SOUTH KINGSTOWN, RHODE ISLAND
STATEMENT OF CASH FLOWS
PROPRIETARY FUNDS
YEAR ENDED JUNE 30, 2024

	Business-Type Activities - Enterprise Funds					Governmental
	Major Funds			Nonmajor	Total	Internal Service Funds
	Wastewater	Solid Waste	Water	School Cafeteria		
CASH FLOWS FROM OPERATING ACTIVITIES						
Receipts from Customers and Users	\$ 7,691,418	\$ 867,782	\$ 1,245,118	\$ 440,284	\$ 10,244,602	\$ -
Receipts from Providing Services	-	-	-	-	-	380,735
Payments to Suppliers	(3,230,536)	(843,658)	(815,648)	(480,121)	(5,369,963)	(230,735)
Payments for Claims	-	-	-	-	-	(69,102)
Net Cash Provided (Used) by Operating Activities	4,460,882	24,124	429,470	(39,837)	4,874,639	80,898
CASH FLOWS FROM NONCAPITAL FINANCING ACTIVITIES						
Transfers In from Other Funds	9,138	-	-	-	9,138	350,000
Transfers to Other Funds	(2,236)	-	(745)	-	(2,981)	-
Nonoperating Grants Received	-	-	-	480,598	480,598	-
Net Cash Provided (Used) by Noncapital Financing Activities	6,902	-	(745)	480,598	486,755	350,000
CASH FLOWS FROM CAPITAL AND RELATED FINANCING ACTIVITIES						
Additions to Property, Plant, and Equipment	(599,935)	-	(149,145)	-	(749,080)	-
Principal Paid on Bonds and Subscriptions	(34,195)	(57,357)	(3,356)	-	(94,908)	-
Interest Paid on Bonds and Subscriptions	(778)	(1,847)	(370)	-	(2,995)	-
Net Cash Used by Capital and Related Financing Activities	(634,908)	(59,204)	(152,871)	-	(846,983)	-
CASH FLOWS FROM INVESTING ACTIVITIES						
Sales of Investments	209,399	11,705	87,559	-	308,663	-
Interest on Investments	-	-	-	-	-	33,023
Net Cash Provided by Investing Activities	209,399	11,705	87,559	-	308,663	33,023
NET INCREASE (DECREASE) IN CASH AND CASH EQUIVALENTS	4,042,275	(23,375)	363,413	440,761	4,823,074	463,921
Cash and Cash Equivalents - Beginning of Year	4,251,287	91,901	1,792,607	311,222	6,447,017	1,040,926
CASH AND CASH EQUIVALENTS - END OF YEAR	<u>\$ 8,293,562</u>	<u>\$ 68,526</u>	<u>\$ 2,156,020</u>	<u>\$ 751,983</u>	<u>\$ 11,270,091</u>	<u>\$ 1,504,847</u>
RECONCILIATION OF OPERATING INCOME (LOSS) TO NET CASH PROVIDED (USED) BY OPERATING ACTIVITIES						
Operating Income (Loss)	\$ 2,978,061	\$ (22,060)	\$ 242,323	\$ (502,856)	\$ 2,695,468	\$ (92,654)
Adjustments to Reconcile Operating Income (Loss) to Net Cash Provided by Operating Activities:						
Depreciation and Amortization	1,217,610	44,746	175,719	1,986	1,440,061	-
Change in Assets, Deferred Outflows of Resources, Liabilities, and Deferred Inflows of Resources:						
(Increase) Decrease in Accounts Receivable	211,217	(17,735)	10,914	-	204,396	-
Increase in Due from Other Governments	-	-	-	(20,637)	(20,637)	-
(Increase) Decrease in Due from Other Funds	1,372	3	4,678	79,347	85,400	(174,724)
Decrease in Lease Receivable	-	-	150,288	-	150,288	-
Increase (Decrease) in Accounts Payable and Accrued Items	281,684	18,185	(7,356)	(40,353)	252,160	(1,725)
Increase in Due to Other Funds	3,661	-	8,098	443,153	454,912	350,001
Decrease in Deferred Revenue	(237,140)	-	-	(477)	(237,617)	-
Increase in Compensated Absences	4,417	985	7,551	-	12,953	-
Decrease in Deferred Inflows	-	-	(162,745)	-	(162,745)	-
Total Adjustments	1,482,821	46,184	187,147	463,019	2,179,171	173,552
Net Cash Provided (Used) by Investing Activities	<u>\$ 4,460,882</u>	<u>\$ 24,124</u>	<u>\$ 429,470</u>	<u>\$ (39,837)</u>	<u>\$ 4,874,639</u>	<u>\$ 80,898</u>

See accompanying Notes to Financial Statements.

TOWN OF SOUTH KINGSTOWN, RHODE ISLAND
STATEMENT OF NET POSITION
FIDUCIARY FUNDS
JUNE 30, 2024

	Cemetery Care Private - Purpose Trust Funds	OPEB Trust Fund
	<u> </u>	<u> </u>
ASSETS		
Cash and Cash Equivalents	\$ 112,961	\$ -
Investments:		
Mutual Funds	<u>-</u>	<u>25,603,191</u>
Total Assets	<u>112,961</u>	<u>25,603,191</u>
LIABILITIES		
Accounts Payable and Accrued Expenses	<u>1,800</u>	<u>-</u>
NET POSITION		
Restricted for Care and Maintenance	111,161	-
Restricted for OPEB Benefits	<u>-</u>	<u>25,603,191</u>
Total Net Position	<u><u>\$ 111,161</u></u>	<u><u>\$ 25,603,191</u></u>

See accompanying Notes to Financial Statements.

TOWN OF SOUTH KINGSTOWN, RHODE ISLAND
STATEMENT OF CHANGES IN NET POSITION
FIDUCIARY FUNDS
YEAR ENDED JUNE 30, 2024

	Cemetery Care Private - Purpose Trust Funds	OPEB Trust Fund
	<u> </u>	<u> </u>
ADDITIONS		
Employer Contributions	\$ -	\$ 2,056,300
Net Change in Fair Value of Investments	-	2,034,521
Interest and Dividends	5,247	713,608
Other Revenues	3,000	-
Total Additions	<u>8,247</u>	<u>4,804,429</u>
DEDUCTIONS		
Benefit Payments	-	1,674,610
Operating Expenses in Accordance with Agreement	9,500	-
Administrative Expense	-	62,397
Total Deductions	<u>9,500</u>	<u>1,737,007</u>
CHANGE IN NET POSITION	(1,253)	3,067,422
Net Position - Beginning of Year	<u>112,414</u>	<u>22,535,769</u>
NET POSITION - END OF YEAR	<u>\$ 111,161</u>	<u>\$ 25,603,191</u>

See accompanying Notes to Financial Statements.

TOWN OF SOUTH KINGSTOWN, RHODE ISLAND
NOTES TO FINANCIAL STATEMENTS
JUNE 30, 2024

NOTE 1 SUMMARY OF SIGNIFICANT ACCOUNTING POLICIES

A. Description of Government-Wide Financial Statements

The government-wide financial statements (i.e., the statement of net position and the statement of activities) report information on all of the nonfiduciary activities of Town of South Kingstown, Rhode Island (the Town). All fiduciary activities are reported only in the fund financial statements. Governmental activities, which normally are supported by taxes, intergovernmental revenues, and other nonexchange transactions, are reported separately from business-type activities, which rely to a significant extent on fees and charges to external customers for support.

B. Reporting Entity

The Town was incorporated in 1723. The Town operates under a council/town manager form of government, with a five-member Town Council headed by a Council President. The Town Manager exercises the executive power of the Town government and is responsible to the Town Council for day-to-day operations of the Town's affairs. All legislative powers of the Town are vested in the Town Council.

Accounting principles generally accepted in the United States of America (GAAP) require that the reporting entity include the primary government, organizations for which the primary government is financially accountable, and other organizations for which the nature and significance of their relationship with the primary government are such that exclusion would cause the reporting entity's financial statements to be misleading or incomplete. A government is financially accountable for a legally separate organization if it appoints a voting majority of the organization's governing body and there is a potential for the organization to provide specific financial benefits to, or impose specific financial burdens on, the government. These criteria have been considered and have resulted in the inclusion of the component units as detailed below.

Blended Component Unit

Friends of South Kingstown Parks and Recreation is a nonprofit entity for which the government is considered to be financially accountable. The management of the Town has operational responsibility for the component unit. The operations of the component unit exclusively benefit the Town even though it does not provide services directly to it. Blended component units are, in substance, part of the primary government's operations, even though they are legally separate entities. Thus, the blended component unit is appropriately presented as a fund of the primary government.

Fiduciary Component Unit

The Town has established a postretirement health care benefits (OPEB) plan to provide retirement benefits and post-retirement health care benefits primary to employees and their beneficiaries. The Town performs the duties of a governing board for the OPEB plan and is required to make contributions to the OPEB plan.

The financial statements of the fiduciary component unit are reported as OPEB Trust fund in the fiduciary fund financial statements. Separate financial statements have not been prepared for the fiduciary component unit.

TOWN OF SOUTH KINGSTOWN, RHODE ISLAND
NOTES TO FINANCIAL STATEMENTS
JUNE 30, 2024

NOTE 1 SUMMARY OF SIGNIFICANT ACCOUNTING POLICIES (CONTINUED)

C. Basis of Presentation – Government-Wide Financial Statements

While separate government-wide and fund financial statements are presented, they are interrelated. The governmental activities column incorporates data from governmental funds and internal service funds, while business-type activities incorporate data from the government's enterprise funds. Separate financial statements are provided for governmental funds, proprietary funds and fiduciary funds, even though the latter are excluded from the government-wide financial statements.

As a general rule, the effect of interfund activity has been eliminated from the government-wide financial statements. Exceptions to this general rule are payments in lieu of taxes where the amounts are reasonably equivalent in value to the interfund services provided and other charges between the government's water and transit functions and various other functions of the government. Elimination of these charges would distort the direct costs and program revenues reported for the various functions concerned.

D. Basis of Presentation – Fund Financial Statements

The fund financial statements provide information about the Town's funds, including its fiduciary funds. Separate statements for each fund category: governmental, proprietary and fiduciary are presented. The emphasis of fund financial statements is on major governmental and enterprise funds, each displayed in a separate column. All remaining governmental and enterprise funds are aggregated and reported as nonmajor funds. Major individual governmental and enterprise funds are reported as separate columns in the fund financial statements.

The Town reports the following major governmental funds:

The *General Fund* is the government's primary operating fund. It accounts for all financial resources of the general government, except those required to be accounted for in another fund.

The *School Trust Fund* accounts for the activity of various trust funds established for recreational and educational purposes. The fund's major source of revenue comes from donations and investment income.

The *Debt Service Fund* is used to account for the accumulation of resources and the payment of general long-term debt principal, interest and related costs.

The *ARPA Fund* is used to account for the activity of the expenditure of grant funding received through the Coronavirus State and Local Fiscal Recover Funds program.

TOWN OF SOUTH KINGSTOWN, RHODE ISLAND
NOTES TO FINANCIAL STATEMENTS
JUNE 30, 2024

NOTE 1 SUMMARY OF SIGNIFICANT ACCOUNTING POLICIES (CONTINUED)

D. Basis of Presentation – Fund Financial Statements (Continued)

The Town reports the following major proprietary funds:

The *Wastewater Fund* is a proprietary (enterprise) fund used to account for the operation and maintenance of the regional wastewater treatment facility, which is owned by the Town and is primarily supported through charges to customers.

The *Solid Waste Fund* is a proprietary (enterprise) fund used to account for solid waste disposal operations of the Town. The fund is primarily supported through charges to customers.

The *Water Fund* is a proprietary (enterprise) fund used to account for the supply of public water to the South Shore and Middlebridge area of the Town. The fund is primarily supported through charges to customers.

The Town also reports a nonmajor proprietary (enterprise) fund, the *School Cafeteria Fund*, which is an enterprise fund used to account for the provision of meals.

Additionally, the Town reports the following fund types:

The *Internal Service Funds* are used to account for the Town's self-insurance program for medical and dental health insurance coverage for persons covered by the health benefit plan of the Town and for payment of accrued compensated absences that arise and are not included in the annual budget. They also account for funds set aside for nonmajor technological improvements made to the Town.

The *Private Purpose Trust Funds* are used to account for resources legally held in trust for use by parties outside of the Town and cannot be used at the Town's discretion or to support the Town's general operations. The activities of the Town's private purpose trust fund are utilized for the care and maintenance of cemeteries within the Town.

The *OPEB Trust Fund* is used to account for funding of future other postemployment benefits such as health, dental and life insurance for the Town's and School Department's retirees.

During the course of operations, the government has activity between funds for various purposes. Any residual balances outstanding at year-end are reported as due from/to other funds and advances to/from other funds. While these balances are reported in fund financial statements, certain eliminations are made in the preparation of the governmental-wide financial statements. Balances between the funds included in governmental activities (i.e., the governmental and internal service funds) are eliminated so that only the net amount is included as internal balances in the governmental activities column. Similarly, balances between the funds included in business-type activities (i.e., the enterprise funds) are eliminated so that only the net amount is included as internal balances in the business-type activities column.

TOWN OF SOUTH KINGSTOWN, RHODE ISLAND
NOTES TO FINANCIAL STATEMENTS
JUNE 30, 2024

NOTE 1 SUMMARY OF SIGNIFICANT ACCOUNTING POLICIES (CONTINUED)

D. Basis of Presentation – Fund Financial Statements (Continued)

Further, certain activity occurs during the year involving transfers of resources between funds. In fund financial statements, these amounts are reported at gross amounts as transfers in/out. While reported in fund financial statements, certain eliminations are made in the preparation of the government-wide financial statements. Transfers between the funds included in governmental activities are eliminated so that only the net amount is included as transfers in the governmental activities column. Similarly, balances between the funds included in business-type activities are eliminated so that only the net amount is included as transfers in the business-type activities column.

E. Measurement Focus and Basis of Accounting

The accounting and financial reporting treatment is determined by the applicable measurement focus and basis of accounting. Measurement focus indicates the type of resources being measured such as current financial resources or economic resources. The basis of accounting indicates the timing of transactions or events for recognition in the financial statements.

The government-wide financial statements are reported using the economic resources measurement focus and the accrual basis of accounting. Revenues are recorded when earned and expenses are recorded when a liability is incurred, regardless of the timing of related cash flows. Property taxes are recognized as revenues in the year for which they are levied. Grants and similar items are recognized as revenue as soon as all eligibility requirements imposed by the provider have been met.

The governmental fund financial statements are reported using the current financial resources measurement focus and the modified accrual basis of accounting. Revenues are recognized as soon as they are both measurable and available. Revenues are considered to be available when they are collectible within the current period or soon enough thereafter to pay liabilities of the current period. For this purpose, the government considers revenues to be available if they are collected within 60 days of the end of the current fiscal period. Expenditures generally are recorded when a liability is incurred, as under accrual accounting. However, debt service expenditures, including lease liabilities, as well as expenditures related to compensated absences, and claims and judgments, are recorded only when payment is due. General capital asset acquisitions, including entering into contracts giving the Town the right to use lease assets, are reported as expenditures in governmental funds. Issuance of long-term debt and financing through leases are reported as other financing sources.

Property taxes, charges for services, licenses and interest associated with the current fiscal period are all considered to be susceptible to accrual and so have been recognized as revenues of the current fiscal period. Entitlements are recorded as revenues when all eligibility requirements are met, including any time requirements, and the amount is received during the period or within the availability period for this revenue source (within 60 days of year-end).

TOWN OF SOUTH KINGSTOWN, RHODE ISLAND
NOTES TO FINANCIAL STATEMENTS
JUNE 30, 2024

NOTE 1 SUMMARY OF SIGNIFICANT ACCOUNTING POLICIES (CONTINUED)

E. Measurement Focus and Basis of Accounting (Continued)

Expenditure-driven grants are recognized as revenue when the qualifying expenditures have been incurred and all other eligibility requirements have been met, and the amount is received during the period or within the availability period for this revenue source (within 60 days of year-end). All other revenue items are considered to be measurable and available only when cash is received by the government.

The proprietary, other postemployment benefit trust, and private-purpose trust funds are reported using the economic resources measurement focus and the accrual basis of accounting.

F. Assets, Liabilities, and Equity

Cash and Cash Equivalents

The government's cash and cash equivalents are considered to be cash on hand, demand deposits and short-term investments with original maturities of three months or less from the date of acquisition.

Investments

Investments for the government are reported at fair value (generally based on quoted market prices).

Inventories and Prepaid Items

Inventories are valued at cost using the first-in/first-out (FIFO) method. Inventories of donated commodities are stated at fair market value. The cost of such inventories is recorded as expenditures/expenses when consumed rather than when purchased.

Certain payments to vendors reflect costs applicable to future accounting periods and are recorded as prepaid items in both the government-wide and fund financial statements. The cost of prepaid items is recorded as expenditures/expenses when consumed rather than when purchased.

Capital Assets

Capital assets, which include property, plant, equipment, intangible, and infrastructure assets (e.g., roads, bridges, sidewalks and similar items), are reported in the applicable governmental or business-type activities column in the government-wide financial statements. Capital assets are defined by the government as assets with an initial, individual cost of more than \$5,000 and an estimated useful life in excess of one year.

As the government constructs or acquires additional capital assets each period, including infrastructure assets, they are capitalized and reported at historical cost (except for intangible right-to-use lease assets, the measurement of which is discussed below). The reported value excludes normal maintenance and repairs that are essentially amounts spent in relation to capital assets and that do not increase the capacity or efficiency of the item or increase its estimated useful life.

TOWN OF SOUTH KINGSTOWN, RHODE ISLAND
NOTES TO FINANCIAL STATEMENTS
JUNE 30, 2024

NOTE 1 SUMMARY OF SIGNIFICANT ACCOUNTING POLICIES (CONTINUED)

F. Assets, Liabilities, and Equity (Continued)

Capital Assets (Continued)

Donated capital assets, donated works of art and similar items, and capital assets received in a service concession arrangement are recorded at their acquisition value at the date of donation.

Land and construction in progress are not depreciated. The other property, plant, equipment, the right to use lease equipment, and infrastructure of the government are depreciated using the straight-line method over the following estimated useful lives:

Land Improvements	15 Years
Buildings	30 to 50 Years
Building Improvements	10 to 40 Years
Equipment	5 to 15 Years
Vehicles	3 to 10 Years
Right-to-Use Lease Equipment	5 Years
Infrastructure	20 to 50 Years

Leases (Lessee)

The Town determines if an arrangement is a lease at inception. Leases are included in right-to-use lease assets and lease liabilities in the statements of net position.

Right-to-use lease assets represent the Town's control of the right to use an underlying asset for the lease term, as specified in the contract, in an exchange or exchange-like transaction. Right-to-use lease assets are recognized at the commencement date based on the initial measurement of the lease liability, plus any payments made to the lessor at or before the commencement of the lease term and certain direct costs. Right-to-use lease assets are amortized in a systematic and rational manner over the shorter of the lease term or the useful life of the underlying asset.

Lease liabilities represent the Town's obligation to make lease payments arising from the lease. Lease liabilities are recognized at the commencement date based on the present value of expected lease payments over the lease term, less any lease incentives. Interest expense is recognized ratably over the contract term.

The lease term may include options to extend or terminate the lease when it is reasonably certain that the Town will exercise that option.

The Town has elected to recognize payments for short-term leases with a lease term of twelve months or less as expenses as incurred, and these leases are not included as lease liabilities or right-to-use lease assets on the statements of net position.

The individual lease contracts do not provide information about the discount rate implicit in the lease. Therefore, the Town has elected to use their incremental borrowing rate to calculate the present value of expected lease payments.

TOWN OF SOUTH KINGSTOWN, RHODE ISLAND
NOTES TO FINANCIAL STATEMENTS
JUNE 30, 2024

NOTE 1 SUMMARY OF SIGNIFICANT ACCOUNTING POLICIES (CONTINUED)

F. Assets, Liabilities, and Equity (Continued)

Leases (Lessee) (Continued)

The Town accounts for contracts containing both lease and nonlease components as separate contracts when possible. In cases where the contract does not provide separate price information for lease and nonlease components, and it is impractical to estimate the price of such components, the Town treats the components as a single lease unit.

Leases (Lessor)

The Town determines if an arrangement is a lease at inception. Leases are included in lease receivables and deferred inflows of resources in the statements of net position and fund financial statements.

Lease receivables represent the Town's claim to receive lease payments over the lease term, as specified in the contract, in an exchange or exchange-like transaction. Lease receivables are recognized at commencement date based on the present value of expected lease payments over the lease term, reduced by any provision for estimated uncollectible amounts. Interest revenue is recognized ratably over the contract term.

Deferred inflows of resources related to leases are recognized at the commencement date based on the initial measurement of the lease receivable, plus any payments received from the lessee at or before the commencement of the lease term that relate to future periods, less any lease incentives paid to, or on behalf of, the lessee at or before the commencement of the lease term.

Amounts to be received under residual value guarantees that are not fixed in substance are recognized as a receivable and an inflow of resources if (a) a guarantee payment is required and (b) the amount can be reasonably estimated. Amounts received for the exercise price of a purchase option or penalty for lease termination are recognized as a receivable and an inflow of resources when those options are exercised.

The Town has elected to recognize payments received for short-term leases with a lease term of twelve months or less as revenue as the payments are received. These leases are not included as lease receivables or deferred inflows on the statements of net position and fund financial statements.

The individual lease contracts do not provide information about the discount rate implicit in the lease. Therefore, the Town has elected to use their incremental borrowing rate to calculate the present value of expected lease payments.

The Town accounts for contracts containing both lease and nonlease components as separate contracts when possible. In cases where the contract does not provide separate price information for lease and nonlease components, and it is impractical to estimate the price of such components, the Town treats the components as a single lease unit.

TOWN OF SOUTH KINGSTOWN, RHODE ISLAND
NOTES TO FINANCIAL STATEMENTS
JUNE 30, 2024

NOTE 1 SUMMARY OF SIGNIFICANT ACCOUNTING POLICIES (CONTINUED)

F. Assets, Liabilities, and Equity (Continued)

Subscription-Based Information Technology Arrangements

SBITA assets are initially measured as the sum of the present value of payments expected to be made during the subscription term, payments associated with the SBITA contract made to the SBITA vendor at the commencement of the subscription term, when applicable, and capitalizable implementation costs, less any SBITA vendor incentives received from the SBITA vendor at the commencement of the SBITA term. SBITA assets are amortized in a systematic and rational manner over the shorter of the subscription term or the useful life of the underlying IT assets.

Deferred Outflows/Inflows of Resources

In addition to assets, the statement of financial position will sometimes report a separate section for deferred outflows of resources. This separate financial statement element, deferred outflows of resources, represent a consumption of net assets that applies to future periods and so will not be recognized as an outflow of resources (expense/expenditure) until then. The Town reports a deferred charge on refunding and deferred outflows related to pension and OPEB in the government-wide statement of net position. A deferred charge on refunding results from the difference in the carrying value of refunded debt and its reacquisition price. This amount is deferred and amortized over the shorter of the life of the refunded or refunding debt. A deferred outflow of resources related to pension/OPEB results from differences between expected and actual experience, changes in assumptions or other inputs. These amounts are deferred and included in pension/OPEB expense in a systematic and rational manner over a period equal to the average of the expected remaining service lives of all employees that are provided with benefits through the pension/OPEB plan (active employees and inactive employees).

In addition to liabilities, the statement of financial position will sometimes report a separate section for deferred inflows of resources. This separate financial statement element, deferred inflows of resources, represent an acquisition of net assets that applies to future periods and so will not be recognized as an inflow of resources (revenue) until that time. The Town reports advance property tax collections and deferred inflows related to leases in the government-wide statement of net position and in the governmental funds balance sheet.

In addition, the Town reports deferred inflow of resources related to pensions, OPEB in the government-wide statement of net position. Advance property tax collections represent taxes inherently associated with a future period. This amount is recognized during the period in which the revenue is associated. A deferred inflow of resources related to pension/OPEB results from differences between expected and actual experience, changes in assumptions or other inputs. These amounts are deferred and included in pension/OPEB expense in a systematic and rational manner over a period equal to the average of the expected remaining service lives of all employees that are provided with benefits through the pension/OPEB plan (active employees and inactive employees).

TOWN OF SOUTH KINGSTOWN, RHODE ISLAND
NOTES TO FINANCIAL STATEMENTS
JUNE 30, 2024

NOTE 1 SUMMARY OF SIGNIFICANT ACCOUNTING POLICIES (CONTINUED)

F. Assets, Liabilities, and Equity (Continued)

Deferred Outflows/Inflows of Resources (Continued)

For governmental funds, the Town reports unavailable revenue, which arises only under the modified accrual basis of accounting. The governmental funds report unavailable revenues from property taxes and other receivables. These amounts are deferred and recognized as an inflow of resources (revenue) in the period in which the amounts become available.

Equity

Equity in the government-wide financial statements, business type activities and fiduciary funds is defined as “net position” and is classified in the following categories:

Net Investment in Capital Assets – This component of net position consists of capital assets, net of accumulated depreciation and amortization and reduced by the outstanding balances of any bonds, notes or other borrowings that are attributable to the acquisition, construction or improvement of those assets.

Restricted – Restrictions are externally imposed by creditors (such as through debt covenants), grantors, contributors or laws or regulations of other governments or imposed by law through constitutional provisions or enabling legislation.

Unrestricted – This component consists of net position that does not meet the definition of “restricted” or “net investment in capital assets.”

When both restricted and unrestricted resources are available for use, it is the Town’s policy to use restricted resources first, then unrestricted resources as they are needed.

The equity of the fund financial statements is defined as “fund balance” and is classified in the following categories:

Nonspendable Fund Balance – This represents amounts that cannot be spent due to form (e.g., inventories and prepaid amounts).

Restricted Fund Balance – This represents amounts constrained for a specific purpose by external parties, such as grantors, creditors, contributors, or laws and regulations of their governments.

Committed Fund Balance – This represents amounts constrained for a specific purpose imposed by formal action of the government’s highest level of decision-making authority. Those committed amounts cannot be used for any other purpose unless the government removes or changes the specified use by taking the same type of action it employed to previously commit those amounts. The Town Council is the highest level of decision-making authority and utilizes Town Ordinances as a formal procedure to commit fund balance.

TOWN OF SOUTH KINGSTOWN, RHODE ISLAND
NOTES TO FINANCIAL STATEMENTS
JUNE 30, 2024

NOTE 1 SUMMARY OF SIGNIFICANT ACCOUNTING POLICIES (CONTINUED)

F. Assets, Liabilities, and Equity (Continued)

Equity (Continued)

Assigned Fund Balance – This represents amounts constrained for the intent to be used for a specific purpose by the Town Manager which has been delegated authority by the Town Council.

Unassigned Fund Balance – This represents fund balance in the General Fund in excess of nonspendable, restricted, committed and assigned fund balance. If another governmental fund has a fund balance deficit, it is reported as a negative amount in unassigned fund balance.

Fund Balance Policies

Sometimes the government will fund outlays for a particular purpose from both restricted and unrestricted resources (the total of committed, assigned and unassigned fund balance). In order to calculate the amounts to report as restricted, committed, assigned, and unassigned fund balance in the governmental fund financial statements, a flow assumption must be made about the order in which the resources are considered to be applied. It is the government's policy to consider restricted fund balance to have been depleted before using any of the components of unrestricted fund balance. Further, when the components of unrestricted fund balance can be used for the same purpose, committed fund balance is depleted first, followed by assigned fund balance. Unassigned fund balance is applied last.

G. Revenues and Expenditures/Expenses

Program Revenues

Amounts reported as program revenues include 1) charges to customers or applicants who purchase, use or directly benefit from goods, services or privileges provided by a given function or segment and 2) grants and contributions (including special assessments) that are restricted to meeting the operational or capital requirements of a particular function or segment. All taxes, including those dedicated for specific purposes, and other internally dedicated resources are reported as general revenues rather than as program revenues.

Property Taxes

Property taxes attach as an enforceable lien on real property. Current tax collections for the Town, including the 60-day collections, were approximately 99.59% of the total 2023 levy. The Town's fiscal 2023-2024 property taxes were levied on July 1, 2023 on assessed valuation as of December 31, 2022. Upon levy, taxes are due and payable on August 1 or may be paid in equal quarterly installments on August 1, November 1, February 1, and May 1 following the levy date. The taxpayer may elect to pay the taxes in full by September 1, annually. Taxes due and unpaid after the respective due dates are subject to interest at a rate of 12% per annum calculated on the unpaid portion of the total tax. Property taxes levied are recorded as receivables in the fiscal year of the levy.

TOWN OF SOUTH KINGSTOWN, RHODE ISLAND
NOTES TO FINANCIAL STATEMENTS
JUNE 30, 2024

NOTE 1 SUMMARY OF SIGNIFICANT ACCOUNTING POLICIES (CONTINUED)

G. Revenues and Expenditures/Expenses (Continued)

Property Taxes (Continued)

The Town completed a full revaluation of real and tangible personal property on December 31, 2020 and statistical revaluation performed on December 31, 2023. The latest assessed values were effective for the property tax levy beginning with fiscal year 2023-2024. The Town is required to perform two statistical updates every three years within the nine-year timeframe requirement of a full valuation.

During the year ended June 30, 2024, the Town received \$3,930,455 from the state of Rhode Island as payment in accordance with legislation regarding the phase-out of motor vehicle tax. Motor vehicle values are assessed at a rate of \$18.71 per thousand dollars of assessed value. This rate has been frozen by the State since fiscal year 1998. In addition to freezing the tax rate, the State instituted a program to phase-out the taxation of motor vehicles over a 10-year period, by replacing the loss of motor vehicle tax income with State revenue. This program was restructured in fiscal year 2010-2011 whereby State reimbursement was limited to a maximum of \$500 per vehicle. In addition, the Town provides an additional \$2,500 exemption.

Pensions

For purposes of measuring the net pension liability (asset), deferred outflows of resources and deferred inflows of resources related to pensions, and pension expense, information about the fiduciary net position of the Municipal Employees' Retirement System (MERS) and Employees' Retirement System plan (ERS) of Rhode Island and additions to/deductions from MERS' and ERS' fiduciary net position have been determined on the same basis as they are reported by MERS and ERS, respectively. For this purpose, benefit payments (including refunds of employee contributions) are recognized when due and payable in accordance with the benefit terms. Investments are reported at fair value.

Postemployment Benefits Other than Pension (OPEB)

For purposes of measuring the net OPEB liability (asset), deferred outflows of resources and deferred inflows of resources related to OPEB, and OPEB expense, information about the fiduciary net position of the Town of South Kingstown, Rhode Island, OPEB Trust Fund and additions to/deductions from OPEB Trust Plan's fiduciary net position have been determined on the same basis as they are reported by the OPEB Trust Fund. For this purpose, benefit payments are recognized when due and payable in accordance with the benefit terms. Investments are reported at fair value.

Compensated Absences

Vacation and Sick Leave

The government's policy permits certain employees to accumulate earned but unused vacation and sick benefits. Upon retirement, termination or death, these employees are compensated for unused vacation and sick leave (subject to certain limitations) at their current rates of pay. The liability for such leave is reported as incurred in the government-wide and proprietary fund financial statements.

TOWN OF SOUTH KINGSTOWN, RHODE ISLAND
NOTES TO FINANCIAL STATEMENTS
JUNE 30, 2024

NOTE 1 SUMMARY OF SIGNIFICANT ACCOUNTING POLICIES (CONTINUED)

G. Revenues and Expenditures/Expenses (Continued)

Compensated Absences (Continued)

Vacation and Sick Leave (Continued)

A liability for those amounts is recorded in the governmental funds only if the liability has matured as a result of employee resignations or retirements. For governmental activities, the General Fund is used to satisfy year this liability as it becomes due, while each enterprise fund accounts for all its settlement of business-type liabilities for compensated absences. The liability for compensated absences is accrued at varying amounts based on the collective bargaining unit contracts of the various unions and includes salary-related benefits, where applicable. The Compensated Absences Reserve Fund was established in June 2008 to account for the accrued liability. It is the recommendation of management to build assets in this reserve fund until 50% of the recorded liabilities are held in reserve. It is the intention of management to minimize property tax requirements to fund these benefits and, as such, transfers from the operating budgets have been recommended.

Proprietary Funds Operating and Nonoperating Revenues and Expenses

Proprietary funds distinguish operating revenues and expenses from nonoperating items. Operating revenues and expenses generally result from providing services and producing and delivering goods in connection with a proprietary fund's principal ongoing operations. The principal operating revenues of the wastewater fund, solid waste fund, water fund, school cafeteria fund and internal service funds are charges to customers for sales and services. Operating expenses for enterprise funds and internal service funds include the cost of sales and services, administrative expenses, and depreciation on capital assets. All revenues and expenses not meeting this definition are reported as nonoperating revenues and expenses.

H. Accounting Estimates

The preparation of financial statements in conformity with accounting principles generally accepted in the United States of America requires management to make estimates and assumptions that affect the reported amounts of assets and liabilities and disclosures of contingent assets and liabilities at the date of the financial statements and the reported amounts of revenues and expenses during the reporting period. Actual results could differ from those estimates.

NOTE 2 STEWARDSHIP, COMPLIANCE, AND ACCOUNTABILITY

A. Budgetary Information

It is the responsibility of the Town Manager to submit a proposed budget for the following fiscal year to the Town Council on or before March 1 of each year. The Town Council may revise and adopt a recommended budget no later than March 22 of each year. Two public hearings are required to be conducted on the preliminary budget prior to April 18.

TOWN OF SOUTH KINGSTOWN, RHODE ISLAND
NOTES TO FINANCIAL STATEMENTS
JUNE 30, 2024

NOTE 2 STEWARDSHIP, COMPLIANCE, AND ACCOUNTABILITY (CONTINUED)

A. Budgetary Information (Continued)

Following adoption of the preliminary budget by the Council, any qualified elector of the Town may circulate a petition requesting the Council to increase or decrease by any amount any item of expenditure in the said budget or to insert a new item of expenditure. The Council, before final adoption of the budget, shall consider and vote upon each such petition(s) that were submitted on or before April 21 containing no less than 25 valid signatures of qualified electors of the Town.

The Council shall, on or before May 1 of each year, complete its consideration of any petitions and make any final changes in the preliminary budget it may deem advisable, and give final approval to the budget by a vote of a majority of all the members of the Council.

Following final approval of the budget by the Council, any qualified elector of the Town may circulate a petition requesting that a referendum be held on the appropriation for the General Fund or the School Unrestricted Fund in the budget as approved. Such petition may propose a reduction or increase in the total appropriation for said funds.

The Town Clerk shall cause a referendum by ballot to be held on all budget changes requested on petitions, provided that each such petition shall contain signatures of no less than 200 of the qualified electors of the Town and shall request an increase or decrease of a sum of at least \$250,000. The qualified electors shall be instructed to vote either for the original total of for one of the proposed increases or reductions thereof. The appropriation receiving the most votes shall be declared to have been adopted.

The Town Manager may transfer part or all of any unencumbered appropriation balances among departments within a major program function and shall report such transfers to the Council in writing in a timely manner. Major program functions within the General Fund are as follows:

- Town general government
- Public safety program
- Public works program
- Human service agency contributions
- Recreation department
- Library services
- Insurances, fund contingency and employment benefits program
- Capital improvement program
- Debt services program
- Transfer to schools

Based on State Statutes, the School Committee is also authorized to spend funds up to the total amount appropriated for the School Unrestricted Fund, which is considered the fund level. The budget of the School Unrestricted Fund is prepared annually and submitted to the School Committee for approval. The amount of the annual transfer from the Town's General Fund to the School Unrestricted Fund is ultimately determined through the adoption of the General Fund budget.

TOWN OF SOUTH KINGSTOWN, RHODE ISLAND
NOTES TO FINANCIAL STATEMENTS
JUNE 30, 2024

NOTE 2 STEWARDSHIP, COMPLIANCE, AND ACCOUNTABILITY (CONTINUED)

A. Budgetary Information (Continued)

Budgets are adopted on a basis consistent with GAAP for the General Fund and the School Unrestricted Fund. The Capital Projects Fund is appropriated on a project-length basis. Other special revenue funds and the permanent funds do not have appropriated budgets since other means control the use of these resources (e.g., grant awards and endowment requirements) and sometimes span a period of more than one fiscal year. The appropriated budget is prepared by fund, function and department. The government's department heads may make transfers of appropriations within a department. Transfers of appropriations between departments require the approval of the Council. The legal level of budgetary control (i.e., the level at which expenditures may not legally exceed appropriations) is the fund level.

Appropriations in all budgeted funds lapse at the end of the fiscal year even if they have related encumbrances. Encumbrances are commitments related to unperformed (executory) contracts for goods or services (i.e., purchase orders, contracts and commitments). Encumbrance accounting is utilized to the extent necessary to assure effective budgetary control and accountability and to facilitate effective cash planning and control. While all appropriations and encumbrances lapse at year-end, valid outstanding encumbrances (those for which performance under the executory contract is expected in the next year) are re-appropriated and become part of the subsequent year's budget pursuant to state regulations.

Expenditures exceeded appropriations in the pension and other employee benefits by \$268,953.

NOTE 3 CASH DEPOSITS WITH FINANCIAL INSTITUTIONS

A. Deposits

Substantially all of the Town's cash and cash equivalents are held in public deposit institutions. Pursuant to Section 35-10.1 of the Rhode Island General Laws, as of October 1, 1991, public deposit institutions are required to insure accounts that hold public funds in excess of the \$250,000 which is guaranteed by Federal Deposit Insurance Corporation (FDIC). At times, the Town pools cash resources of its various funds to facilitate the management of cash and maximize investment returns.

Deposit Custodial Credit Risk

Custodial credit risk in the case of deposits is the risk that in the event of a bank failure, the government's deposits may not be returned. Rhode Island public law requires 100% of public deposits in a qualified public depository with maturities greater than sixty (60) days are collateralized with either bank segregated assets, in a trust department or in custodial accounts at a Federal Reserve Bank or federal home loan bank. The Town has adopted a "statement of investment objectives, goals and policy guidelines" for investments held in the School Trust Fund. In addition, the Town has guidelines for deposits authorized by Town Code Sec. 4233.H. As such, the entire bank balance of the Town as of June 30, 2024 of \$58,289,293 was insured or collateralized.

**TOWN OF SOUTH KINGSTOWN, RHODE ISLAND
NOTES TO FINANCIAL STATEMENTS
JUNE 30, 2024**

NOTE 3 CASH DEPOSITS WITH FINANCIAL INSTITUTIONS (CONTINUED)

B. Cash Equivalents

Cash equivalents are short-term, highly liquid investments that are both readily convertible to known amounts of cash and purchased within 90 days of maturity. As of June 30, 2024, the cash equivalent amounted to \$756,542. The cash equivalents consisted of certificates of deposit and money market mutual funds held at banking institutions and were not rated.

NOTE 4 INVESTMENTS

State statutes and the Town Charter authorize the Town to invest in obligations of the U.S. Treasury, commercial paper, corporate bonds and repurchase agreements. In addition, the Town has an investment policy that provides for future opportunities longer term investment durations in U.S. Treasuries and Federal Agency obligations for the town's pooled cash, "core" funds and Town's pooled cash liquidity "cushion" funds, which are short term or within FDIC limits.

Investment Type	Credit Rating	Fair Value	Investment Maturities (Years)		
			Less Than 1	1 - 10	More Than 10
Interest-Bearing Investments:					
U.S. Government Securities	Aaa	\$ 15,975,770	\$ 6,503,813	\$ 9,471,957	\$ -
U.S. Government Agencies	Aaa	10,503,667	8,880,816	1,622,851	-
Corporate Bonds	Aaa	305,924	305,924	-	-
Total		26,785,361	\$ 15,690,553	\$ 11,094,808	\$ -
Other Investments:					
Common Stock		40,612			
Mutual Funds		38,940,779			
Exchange Traded Funds		12,354,857			
Total Investments		\$ 78,121,609			

Interest Rate Risk

Approximately 34% of the Town's investments are in long-term corporate bonds, government bonds, asset-backed securities and certificate of deposits that have interest rates that are fixed for long periods and are subject to more variability in their fair value as a result of future changes in interest rates. The remaining approximately 66% of the investments are held in common stock, mutual funds and exchange traded funds. These investments do not specify year an interest rate; rather, the rate of return is dependent on operating results and economic conditions.

Credit Risk

State law limits investments in U.S. Treasury bills, U.S. Treasury notes and bonds, U.S. Agency obligations, certificate of deposits, repurchase agreements, commercial paper, money market mutual funds and money market mutual funds. It is the government's policy to limit its investments in these investment types.

TOWN OF SOUTH KINGSTOWN, RHODE ISLAND
NOTES TO FINANCIAL STATEMENTS
JUNE 30, 2024

NOTE 4 INVESTMENTS (CONTINUED)

Concentration of Credit Risk

At June 30, 2024, the Town had a diversified portfolio and was not deemed to be concentrated in any one investment category. Although approximately 66% of the investments were held in common stock, mutual funds and exchange traded funds, these investments were in a wide range of companies and various industries enabling the Town to minimize its risk.

The Town has adopted a “statement of investment objectives, goals and policy guidelines” for investments held in the School Trust Fund, which is where approximately 30% of the Town’s investments are maintained. The Town has an investment policy that provides for future opportunities for longer term investment durations in U.S. Treasury and Federal Agency Obligations for the Town’s pooled cash, “core” funds and the Town’s pooled cash liquidity “cushion” funds which are short term or FDIC insured.

Custodial Credit Risk

For an investment, this is the risk that, in the event of the failure of the counterparty, the government will not be able to recover the value of its investments or collateral securities that are in the possession of an outside party. The Town does not believe that it has a significant custodial credit risk as substantially all investment securities are registered and held in the name of the Town.

The Town categorizes its fair value measurements within the fair value hierarchy established by GAAP. The hierarchy gives the highest priority to unadjusted quoted prices in active markets for identical assets or liabilities (Level 1 measurements); followed by quoted prices in inactive markets or for similar assets or with observable inputs (Level 2 measurements); and the lowest priority to unobservable inputs (Level 3 measurements). The Town has the following recurring fair value measurements as of June 30, 2024:

	June 30, 2024	Fair Value Measurements Using		
		Level 1	Level 2	Level 3
Investments by Fair Value Level:				
U.S. Government Securities	\$ 15,975,770	\$ 15,975,770	\$ -	\$ -
U.S. Government Agencies	10,503,667	10,503,667	-	-
Corporate Bonds	305,924	-	305,924	-
Common Stock	40,612	40,612	-	-
Mutual Funds	38,940,779	38,940,779	-	-
Exchange Traded Funds	12,354,857	12,354,857	-	-
Total Investments by Fair Value Level	<u>\$ 78,121,609</u>	<u>\$ 77,815,685</u>	<u>\$ 305,924</u>	<u>\$ -</u>

Debt and equity securities classified in Level 1 of the fair value hierarchy are valued using prices quoted in active markets for those securities. Debt securities classified in Level 2 of the fair value hierarchy are valued using a matrix pricing technique. Matrix pricing is used to value securities based on the securities' relationship to benchmark quoted prices.

TOWN OF SOUTH KINGSTOWN, RHODE ISLAND
NOTES TO FINANCIAL STATEMENTS
JUNE 30, 2024

NOTE 5 RECEIVABLES

Amounts are aggregated into one accounts receivable line (net of allowance for uncollectible accounts) and for certain funds and aggregated columns. Below is the detail of receivables for each major governmental fund and the aggregate remaining funds, including the applicable allowances for uncollectible accounts:

	General	Wastewater	Solid Waste	Water	Nonmajor Funds	Total
Receivables:						
Accounts	\$ 501,944	\$ 551,666	\$ 82,351	\$ 284,272	\$ 348,323	\$ 1,768,556
Property Taxes	1,233,182	-	-	-	-	1,233,182
Tax Liens	412,237	-	-	-	-	412,237
Other Governments	47,889	-	-	-	2,348,920	2,396,809
Special Assessments	-	50,100	-	-	-	50,100
Interest Receivable	95,359	-	-	-	-	95,359
Lease Receivable	6,752,145	-	-	824,827	109,315	7,686,287
Gross Receivables	<u>9,042,756</u>	<u>601,766</u>	<u>82,351</u>	<u>1,109,099</u>	<u>2,806,558</u>	<u>13,642,530</u>
Less: Allowance for Uncollectibles	<u>(771,351)</u>	<u>(17,500)</u>	<u>-</u>	<u>(1,000)</u>	<u>-</u>	<u>(789,851)</u>
Net Total Receivables	<u>\$ 8,271,405</u>	<u>\$ 584,266</u>	<u>\$ 82,351</u>	<u>\$ 1,108,099</u>	<u>\$ 2,806,558</u>	<u>\$ 12,852,679</u>

NOTE 6 LEASE RECEIVABLES

The Town, acting as lessor, leases real property under long-term, noncancelable lease agreements. The leases expire at various dates through 2051 if all renewal options are exercised. During the year ended June 30, 2024, the Town recognized \$639,065 and \$216,641 in lease revenue and interest revenue, respectively, pursuant to these contracts.

Total future minimum lease payments to be received under lease agreements are as follows:

Year Ending June 30,	Governmental Activities		Business-Type Activities	
	Principal	Interest	Principal	Interest
2025	\$ 318,673	\$ 231,775	\$ 99,473	\$ 23,929
2026	312,058	243,374	19,256	22,620
2027	301,041	232,227	20,728	21,986
2028	294,351	221,225	22,264	21,304
2029	317,174	209,762	23,867	20,572
2030-2034	1,969,995	844,246	145,894	89,993
2035 and Thereafter	3,348,168	720,347	493,345	89,930
Total	<u>\$ 6,861,460</u>	<u>\$ 2,702,956</u>	<u>\$ 824,827</u>	<u>\$ 290,334</u>

**TOWN OF SOUTH KINGSTOWN, RHODE ISLAND
NOTES TO FINANCIAL STATEMENTS
JUNE 30, 2024**

NOTE 7 INTERFUND RECEIVABLES AND PAYABLES AND TRANSFERS

A. Interfund Receivables and Payables

The composition of interfund balances as of June 30, 2024 is as follows:

Receivable Fund	Payable Fund	Amount
Debt Service Fund	General Fund	\$ 2,982,653
Solid Waste Fund	General Fund	1
Internal Service Fund	General Fund	715,657
ARPA Fund	General Fund	7,608,747
Nonmajor Governmental Funds	General Fund	14,844,155
General Fund	Wastewater Fund	3,661
General Fund	Water Fund	8,098
General Fund	School Cafeteria	443,153
General Fund	School Trust Fund	20
General Fund	Nonmajor Governmental Funds	1,946,250
Total		<u>\$ 28,552,395</u>

The outstanding balances between funds result mainly from advances from one fund (primarily the General Fund) to another fund. The advances may represent balances resulting from operating advances or reimbursement for expenditures paid by one fund on behalf of another fund.

B. Interfund Transfers

The composition of interfund transfers for the year ended June 30, 2024 is as follows:

	Transfers In					Total Transfers Out
	General Fund	Debt Service Fund	Wastewater Fund	Internal Service Funds	Nonmajor Governmental Funds	
Transfers Out:						
General Fund	\$ -	\$ 1,815,752	\$ 9,138	\$ 350,000	\$ 2,952,410	\$ 5,127,300
School Trust Fund	64,955	-	-	-	643,612	708,567
Wastewater Fund	2,236	-	-	-	-	2,236
Water Fund	745	-	-	-	-	745
Nonmajor Governmental Funds	1,369,187	379,174	-	-	-	1,748,361
Transfers In	<u>\$ 1,437,123</u>	<u>\$ 2,194,926</u>	<u>\$ 9,138</u>	<u>\$ 350,000</u>	<u>\$ 3,596,022</u>	<u>\$ 7,587,209</u>

During the year, transfers are used to provide a financing source to various funds that may not have the ability to cover all operating costs with revenue generated by the fund. The general fund transfer to debt service is related to principal and interest payments on outstanding debt, the transfer to the wastewater fund is related to Onsite Wastewater Treatment System (OWTS), the Transfer to the internal service funds is related to compensated absences and employee claims and settlements, and to the nonmajor governmental funds is related to capital improvements and recreation and senior programming. The school trust fund transfers are made in support of school programs and Guild operations. The remaining transfers are related to interfund costs related to facilities staff and budgeted revenue related to EMS billing in support of the general fund and Narragansett Library revenue in support of library operations. In addition, transfers are made from Open Space and Fair Share development fees to debt service related to principal and interest payments on outstanding debt.

TOWN OF SOUTH KINGSTOWN, RHODE ISLAND
NOTES TO FINANCIAL STATEMENTS
JUNE 30, 2024

NOTE 8 CAPITAL ASSETS

Capital assets activity for the year ended June 30, 2024 for governmental activity was as follows:

	Beginning Balance	Adjustments/ Increases	Adjustments/ Decreases	Ending Balance
Governmental Activities:				
Capital Assets Not Being Depreciated and Amortized:				
Land	\$ 14,170,066	\$ 11,335	\$ -	\$ 14,181,401
Construction in Progress	7,724,980	5,708,277	5,519,262	7,913,995
Total Capital Assets Not Being Depreciated	21,895,046	5,719,612	5,519,262	22,095,396
Capital Assets Being Depreciated and Amortized:				
Land Improvements	12,494,367	207,202	20,873	12,680,696
Buildings	37,826,872	-	-	37,826,872
Building Improvements	47,137,947	7,202	-	47,145,149
Equipment	7,686,735	5,015,011	563,583	12,138,163
Vehicles	7,986,852	443,940	237,155	8,193,637
Infrastructure	47,688,253	55,785	49,400	47,694,638
Right-to-Use Lease Equipment	306,860	365,849	-	672,709
Right-to-Use Software	453,104	457,696	-	910,800
Intangibles	555,968	-	278,529	277,439
Total Capital Assets Being Depreciated and Amortized	162,136,958	6,552,685	1,149,540	167,540,103
Less: Accumulated Depreciation and Amortization for:				
Land Improvements	4,227,983	191,482	20,873	4,398,592
Buildings	21,780,862	739,931	-	22,520,793
Building Improvements	31,355,646	1,405,273	-	32,760,919
Equipment	5,452,533	886,792	589,692	5,749,633
Vehicles	5,191,085	706,952	237,155	5,660,882
Infrastructure	31,329,671	1,196,777	49,400	32,477,048
Right-to-Use Lease Equipment	181,813	132,558	-	314,371
Subscription Asset	93,179	153,589	-	246,768
Intangibles	418,670	27,040	217,999	227,711
Total Accumulated Depreciation and Amortization	100,031,442	5,440,394	1,115,119	104,356,717
Total Capital Assets Being Depreciated and Amortized, Net	62,105,516	1,112,291	34,421	63,183,386
Governmental Activities Capital Assets, Net	<u>\$ 84,000,562</u>	<u>\$ 6,831,903</u>	<u>\$ 5,553,683</u>	<u>\$ 85,278,782</u>

Depreciation and amortization expense was charged to the functions of the governmental activities of the primary government as follows:

Governmental Activities:	
General Government	\$ 497,022
Public Safety	1,015,464
Public Works	1,532,259
Public Libraries	112,789
Education	1,634,235
Recreation	648,625
Total	<u>\$ 5,440,394</u>

TOWN OF SOUTH KINGSTOWN, RHODE ISLAND
NOTES TO FINANCIAL STATEMENTS
JUNE 30, 2024

NOTE 8 CAPITAL ASSETS (CONTINUED)

Capital assets activity for the year ended June 30, 2024 for business-type activity was as follows:

	Beginning Balance	Adjustments/ Increases	Adjustments/ Decreases	Ending Balance
Business-Type Activities:				
Capital Assets Not Being Depreciated:				
Land	\$ 1,586,530	\$ -	\$ -	\$ 1,586,530
Construction in Progress	4,069,986	24,134	2,656,620	1,437,500
Total Capital Assets Not Being Depreciated	5,656,516	24,134	2,656,620	3,024,030
Capital Assets Being Depreciated and Amortized:				
Land Improvements	2,682,148	-	-	2,682,148
Buildings	10,563,287	-	-	10,563,287
Building Improvements	5,628,502	3,068,347	-	8,696,849
Equipment	7,223,672	151,509	-	7,375,181
Vehicles	501,170	121,806	-	622,976
Infrastructure	20,843,425	39,905	-	20,883,330
Subscription Asset	60,060	-	-	60,060
Intangibles	254,692	-	-	254,692
Total Capital Assets Being Depreciated and Amortized	47,756,956	3,381,567	-	51,138,523
Less Accumulated Depreciation and Amortization for:				
Land Improvements	1,084,763	45,496	-	1,130,259
Buildings	8,762,899	168,787	-	8,931,686
Building Improvements	2,102,670	659,321	-	2,761,991
Equipment	5,902,286	229,861	-	6,132,147
Vehicles	411,038	37,389	-	448,427
Infrastructure	10,730,080	261,726	-	10,991,806
Right-to-Use Software	12,012	12,012	-	24,024
Intangibles	155,310	25,469	-	180,779
Total Accumulated Depreciation and Amortization	29,161,058	1,440,061	-	30,601,119
Total Capital Assets Being Depreciated and Amortized, Net	18,595,898	1,941,506	-	20,537,404
Business-Type Activities Capital Assets, Net	<u>\$ 24,252,414</u>	<u>\$ 1,965,640</u>	<u>\$ 2,656,620</u>	<u>\$ 23,561,434</u>

Depreciation and amortization was charged to the following business-type activities of the primary government as follows:

Business-Type Activities:	
Wastewater	\$ 1,217,610
Solid Waste	44,746
Water	175,719
Cafeteria	1,986
Total	<u>\$ 1,440,061</u>

**TOWN OF SOUTH KINGSTOWN, RHODE ISLAND
NOTES TO FINANCIAL STATEMENTS
JUNE 30, 2024**

NOTE 9 FUND BALANCE

The components of fund balance for the governmental funds at June 30, 2024 are as follows:

	General Fund	School Trust Fund	Debt Service Fund	School Improvement Fund	Nonmajor Governmental Funds	Total
Fund Balances:						
Nonspendable for:						
Prepays	\$ 56,842	\$ -	\$ -	\$ -	\$ 1	\$ 56,843
Endowment for Recreation and Education	-	413,233	-	-	-	413,233
Permanent Funds	-	-	-	-	492,020	492,020
Restricted for:						
Recreational and Educational	-	23,986,675	-	-	970,979	24,957,654
Asset forfeiture	-	-	-	-	224,204	224,204
Libraries Operations	-	-	-	-	1,961,369	1,961,369
K-9 Grant	-	-	-	-	8,189	8,189
Recycling Program	-	-	-	-	55,896	55,896
Miscellaneous Donations Fund	-	-	-	-	44,537	44,537
Student Activity	-	-	-	-	287,754	287,754
Human Services	-	-	-	-	270,768	270,768
Grant Match Reserve Fund	-	-	-	-	1,000,000	1,000,000
Committed to:						
Debt Service	-	-	2,981,652	-	-	2,981,652
Open Space Acquisition	-	-	-	-	1,441,030	1,441,030
General Government - Encumbrances	5,516	-	-	-	-	5,516
Public Safety Department - Encumbrances	97,981	-	-	-	-	97,981
Public Works - Encumbrances	98	-	-	-	-	98
Libraries - Encumbrances	231	-	-	-	-	231
Recreation - Encumbrances	9,854	-	-	-	-	9,854
To Balance Future Budgets - Town	1,793,608	-	-	-	-	1,793,608
To Balance Future Budgets - Schools	427,714	-	-	-	-	427,714
School Capital Funds	1,163,133	-	-	-	-	1,163,133
Education	2,868,160	-	-	-	-	2,868,160
Affordable Housing	-	-	-	-	180,891	180,891
Animal Shelter Renovations	-	-	-	-	522,971	522,971
Elderly Services	-	-	-	-	428,261	428,261
Public Safety Support	-	-	-	-	2,188,471	2,188,471
Operation of Peacedale Office Building	-	-	-	-	215,628	215,628
Property Revaluation	-	-	-	-	290,460	290,460
Maintenance of South Road School	-	-	-	-	320,661	320,661
Municipal Planning Services Grant	-	-	-	-	132,346	132,346
School Restricted	-	-	-	-	195,252	195,252
Community Development	-	-	-	-	10,356	10,356
Capital Equipment Acquisitions	-	-	-	-	2,117,057	2,117,057
Data Processing Improvements	-	-	-	-	209,516	209,516
Neighborhood Guild	-	-	-	-	1,142,426	1,142,426
Park Construction and Maintenance	-	-	-	-	40,747	40,747
Library Improvements	-	-	-	-	263,668	263,668
Public Safety Building Improvement	-	-	-	-	461,159	461,159
Public Service Office Building Improvements	-	-	-	-	236,194	236,194
Infrastructure Improvements	-	-	-	-	2,781,749	2,781,749
Recreation Facility Improvement	-	-	-	-	1,276,658	1,276,658
Maintenance of Historical Records	-	-	-	-	117,932	117,932
School Improvement	-	-	-	-	170,914	170,914
Library	-	-	-	-	105,754	105,754
Kingstown Recreation Fund	-	-	-	-	219,520	219,520
Senior Services Center Construction	-	-	-	-	119,964	119,964
Village Infrastructure	-	-	-	-	38,994	38,994
Wastewater Construction	-	-	-	-	5,856,064	5,856,064
Town Hall Improvements	-	-	-	-	216,607	216,607
300th Anniversary	-	-	-	-	1,204	1,204
Opioid Settlement	-	-	-	-	348,876	348,876
School Capital	-	-	-	-	158,236	158,236
Unassigned	16,747,767	-	-	-	(4,250)	16,743,517
Total Fund Balances	\$ 23,170,904	\$ 24,399,908	\$ 2,981,652	\$ -	\$ 27,121,033	\$ 77,673,497

**TOWN OF SOUTH KINGSTOWN, RHODE ISLAND
NOTES TO FINANCIAL STATEMENTS
JUNE 30, 2024**

NOTE 9 FUND BALANCE (CONTINUED)

Major encumbrances of \$113,680 are reported in the committed fund balance of the General Fund and represent action taken by the governing body, Town Council, to commit future resources for the settlement of these commitments.

Endowments Received

	School Trust Fund
Original Principal Received	\$ 413,233
Net Appreciation on Investments	23,986,675
Total Value	\$ 24,399,908

The original principal remains in the net position on the Statement of Activities and is restricted for the trust principal on the balance sheet – governmental funds. The net appreciation of \$23,986,675 can be authorized for expenditure by the Trustees of South Kingstown School Funds. Income is distributed in keeping with the provisions of the appropriate deed of gift.

The Trustees of the South Kingstown School Funds is a corporation which was created by an Act of the General Assembly at its January Session in 1911. Section 2 of the Act established that the Corporation is authorized to receive and manage all school and educational funds which are placed in its care.

The policy for authorizing and spending investment income is outlined in section III of the Statement of Investment Objectives, Goals and Policy Guidelines for The Trustees. A target spend rate of up to 5% of the portfolio using a trailing 20-quarter average of the market value and to preserve and enhance the future purchasing power of the assets after considering the spending policy.

NOTE 10 LONG-TERM LIABILITIES

A. General Obligation Bonds

The government issues general obligation bonds to provide funds for the acquisition and construction of major capital facilities. General obligation bonds have been issued for both governmental and business-type activities. General obligation bonds are direct obligations and pledge the full faith and credit of the government. These bonds generally are issued as serial bonds with equal amounts of principal maturing each year with maturities that range from 15 to 20 years.

**TOWN OF SOUTH KINGSTOWN, RHODE ISLAND
NOTES TO FINANCIAL STATEMENTS
JUNE 30, 2024**

NOTE 10 LONG-TERM LIABILITIES (CONTINUED)

A. General Obligation Bonds (Continued)

General obligation bonds outstanding at June 30, 2024 are as follows:

Description	Date of Issue	Date of Maturity	Interest Rate (%)	Amount of Original Issue	Balance Outstanding June 30, 2024
Governmental Activities:					
General Obligation Bonds:					
School Improvement Series 2009 A	11/12/09	11/01/29	2.55% - 5.00%	\$ 1,200,000	\$ 360,000
Advance Refunding Community Gymnasium / School Imp. Series 2017	04/08/15	06/15/27	2.00% - 4.00%	6,935,000	805,000
School Improvement Series 2020 A	08/16/17	08/15/37	2.00% - 4.00%	5,420,000	3,655,000
Series 2022 General Obligation Bonds	05/12/20	05/15/40	2.75% - 4.00%	3,875,000	3,100,000
	03/03/22	03/01/42	3.00%-4.00%	7,015,000	6,305,000
Total Governmental Activities				<u>24,445,000</u>	<u>14,225,000</u>
Business Type Activities:					
General Obligation Bonds:					
Solid Waste Fund - GO Bond	11/22/05	09/01/25	1.34%	950,000	114,000
Total Business-Type Activities				<u>950,000</u>	<u>114,000</u>
Total Outstanding				<u>\$ 25,395,000</u>	<u>\$ 14,339,000</u>

The Solid Waste bonds payable presented in the financial statements as direct liabilities of the Solid Waste fund is a general obligation of the Town backed ultimately by its taxing power. Because the proceeds of the bonds are used entirely for the benefit of the Solid Waste Fund, the liabilities and the related debt service of these bonds are accounted for in this funds. The Solid Waste bonds are considered direct placement debt held by the Rhode Island Infrastructure Bank. The agreements do not contain any financial covenants or specify any significant events of default or termination events with finance-related consequences or acceleration clauses.

B. Legal Debt Margin

Of the Town's \$14,339,000 total bonds payable (including bonds payable for the solid-waste enterprise fund), approximately \$1,769,176 is subject to its legal debt limits. The \$1,769,176 outstanding does not exceed the Town's legal debt limit of \$206,992,926 which is 3% of the assessed value (\$6,899,764,200) of taxable property of the Town as of December 31, 2022. The total long-term debt bond obligations of the Town of \$14,339,000 represent approximately 0.21% of the assessed value of the taxable property of the Town at June 30, 2024 (assessment date December 31, 2022).

TOWN OF SOUTH KINGSTOWN, RHODE ISLAND
NOTES TO FINANCIAL STATEMENTS
JUNE 30, 2024

NOTE 10 LONG-TERM LIABILITIES (CONTINUED)

C. Authorized But Unissued Bond Authority

The Town has the following remaining authorized but unissued bond authority as of June 30, 2024:

Purpose	Authorized Amount	Issued	Authorized and Unissued
School Capital Improvements	\$ 4,000,000	\$ 3,980,000	\$ 20,000
Town Hall Improvements	300,000	-	300,000
Municipal Land Bank Reserve	750,000	-	750,000
School/Community Gymnasium	4,150,000	4,055,000	95,000
Capital Transportation Improvement	400,000	385,000	15,000
Open Space	3,000,000	700,000	2,300,000
Neighborhood Guild	1,000,000	940,000	60,000
School Improvements	4,000,000	3,875,000	125,000
Town Infrastructure	6,500,000	6,075,000	425,000
Total	<u>\$ 24,100,000</u>	<u>\$ 20,010,000</u>	<u>\$ 4,090,000</u>

D. Changes in Long-Term Liabilities

Changes in the government's long-term liabilities for the year ended June 30, 2024 are as follows:

	Beginning Balance	Adjustments/ Additions	Reductions	Ending Balance	Due Within One Year
Governmental Activities:					
Bonds Payable:					
General Obligation Bonds	\$ 15,643,000	\$ -	\$ 1,418,000	\$ 14,225,000	\$ 1,330,000
Issuance Premium on Bonds	774,559	-	100,929	673,630	100,929
Total Bonds Payable	16,417,559	-	1,518,929	14,898,630	1,430,929
Compensated Absences	4,547,043	1,337,879	1,377,063	4,507,859	1,307,066
Net Pension Liability	54,995,301	-	7,417,246	47,578,055	-
Lease Liability	128,700	365,849	170,425	324,124	100,519
Subscription Liability	370,335	451,696	140,110	681,921	157,502
Financed Purchase	-	180,051	16,071	163,980	15,494
Claims and Judgments	939,372	-	67,097	872,275	67,098
Total Governmental Activities Long-Term Liabilities	<u>\$ 77,398,310</u>	<u>\$ 2,335,475</u>	<u>\$ 10,706,941</u>	<u>\$ 69,026,844</u>	<u>\$ 3,078,608</u>
Business-Type Activities:					
Bonds Payable:					
General Obligation Bonds	\$ 198,001	\$ -	\$ 84,001	\$ 114,000	\$ 55,000
Compensated Absences	214,889	94,387	81,434	227,842	94,387
Subscription Liability	49,514	-	10,907	38,607	12,331
Total Business-Type Activities Long-Term Liabilities	<u>\$ 462,404</u>	<u>\$ 94,387</u>	<u>\$ 176,342</u>	<u>\$ 380,449</u>	<u>\$ 161,718</u>

TOWN OF SOUTH KINGSTOWN, RHODE ISLAND
NOTES TO FINANCIAL STATEMENTS
JUNE 30, 2024

NOTE 10 LONG-TERM LIABILITIES (CONTINUED)

D. Changes in Long-Term Liabilities (Continued)

Compensated absences are normally liquidated by the General Fund inclusive of the School Department. Claims and judgments are liquidated by Solid Waste Fund. The net pension liability and net OPEB liability are generally liquidated by the General Fund inclusive of the School Department.

The debt service requirements for the government's bonds are as follows:

<u>Year Ending June 30,</u>	<u>Governmental Activities</u>		<u>Business-Type Activities</u>	
	<u>Principal</u>	<u>Interest</u>	<u>Principal</u>	<u>Interest</u>
2025	\$ 1,330,000	\$ 447,069	\$ 55,000	\$ 1,722
2026	1,175,000	402,069	59,000	589
2027	930,000	363,991	-	-
2028	830,000	331,006	-	-
2029	795,000	300,488	-	-
2030-2034	4,215,000	1,091,188	-	-
2035-2039	3,710,000	486,563	-	-
2040-2042	1,240,000	68,700	-	-
Total	<u>\$ 14,225,000</u>	<u>\$ 3,491,074</u>	<u>\$ 114,000</u>	<u>\$ 2,311</u>

E. Lease Liability

The Town leases equipment as well as certain operating and office facilities for various terms under long-term, noncancelable lease agreements. The leases expire at various dates through 2028.

Total future minimum lease payments under lease agreements are as follows:

<u>Year Ending June 30,</u>	<u>Governmental Activities</u>	
	<u>Principal</u>	<u>Interest</u>
2025	\$ 100,519	\$ 10,607
2026	71,374	7,729
2027	74,370	4,733
2028	77,861	1,610
Total	<u>\$ 324,124</u>	<u>\$ 24,679</u>

**TOWN OF SOUTH KINGSTOWN, RHODE ISLAND
NOTES TO FINANCIAL STATEMENTS
JUNE 30, 2024**

NOTE 10 LONG-TERM LIABILITIES (CONTINUED)

F. Subscription-Based Information Technology Arrangements

The Town has entered into subscription-based information technology arrangements (SBITAs) for general ledger and land evidence software. The SBITA arrangements expire at various dates through 2034 and provide for renewal options.

As of June 30, 2024, SBITA assets and the related accumulated amortization totaled \$953,532 and \$270,792, respectively.

The future subscription payments under SBITA agreements are as follows:

<u>Year Ending June 30,</u>	<u>Governmental Activities</u>		<u>Business-Type Activities</u>	
	<u>Principal</u>	<u>Interest</u>	<u>Principal</u>	<u>Interest</u>
2025	\$ 157,502	\$ 18,939	\$ 12,331	\$ 819
2026	164,108	13,638	12,930	416
2027	124,499	8,591	13,346	-
2028	36,301	7,475	-	-
2029	37,451	6,325	-	-
2030-2034	162,060	13,044	-	-
Total	<u>\$ 681,921</u>	<u>\$ 68,012</u>	<u>\$ 38,607</u>	<u>\$ 1,235</u>

G. Financed Purchases

The Town has entered into a financed purchase agreement as a lessee for financing the acquisition of equipment. The agreement qualifies as a financed purchase for accounting purposes, and, therefore has been recorded at the present value of future minimum payments as of the inception date. The assets acquired through the financed purchase is as follows:

	<u>Governmental Activities</u>
Equipment	\$ 180,051
Less: Accumulated Depreciation	(15,004)
Total	<u>\$ 165,047</u>

The future minimum lease payments and net present value of the minimum lease payments as of June 30, 2024, were as follows:

<u>Year Ended June 30,</u>	<u>Governmental Activities</u>
2025	\$ 21,416
2026	21,416
2027	21,416
2028	21,416
2029	21,416
2030-2034	85,665
Subtotal	192,745
Less: Amount for Interest	(28,765)
Present Value of Minimum Payments	<u>\$ 163,980</u>

TOWN OF SOUTH KINGSTOWN, RHODE ISLAND
NOTES TO FINANCIAL STATEMENTS
JUNE 30, 2024

NOTE 11 DEFINED BENEFIT PENSION PLANS

A. Municipal Employees' Retirement System of the State of Rhode Island – General, Police and EMT

General Information about the Pension Plan

Plan Description

All full-time town, noncertified school department general employees, police and emergency medical technicians participate in the Municipal Employees' Retirement System (MERS) – an agent multiple-employer defined benefit pension plan – provides certain retirement, disability and death benefits to plan members and beneficiaries. MERS was established under Rhode Island General Law and placed under the management of the Employee's Retirement System of Rhode Island (ERSRI) Board to provide retirement allowances to employees of municipalities, housing authorities, water and sewer districts, and municipal police and fire persons that have elected to participate. Benefit provisions are subject to amendment by the General Assembly.

MERS issues a publicly available financial report that includes financial statements and required supplementary information. This report may be obtained accessing the ERSRI website at www.ersri.org.

Benefits Provided

General employees, police officers and firefighters employed by electing municipalities participate in MERS. Eligible employees become members at their date of employment. Anyone employed by a municipality at the time the municipality joins MERS may elect not to be covered. Elected officials may opt to be covered by MERS. Employees covered under another plan maintained by the municipality may not become members of MERS. Police officers and/or firefighters may be designated as such by the municipality, in which case the special contribution and benefit provisions described below will apply to them, or they may be designated as general employees with no special benefits. Members designated as police officers and/or firefighters are treated as belonging to a unit separate from the general employees, with separate contribution rates applicable.

Salary:

Salary includes the member's base earnings plus any payments under a regular longevity or incentive plan. Salary excludes overtime, unused sick and vacation leave, severance pay, and other extraordinary compensation. Certain amounts that are excluded from taxable wages, such as amounts sheltered under a Section 125 plan or amounts picked up by the employer under IRC Section 414(h), are not excluded from salary.

Service:

Employees receive credit for service while a member. In addition, a member may purchase credit for certain periods by making an additional contribution to purchase the additional service. Special rules and limits govern the purchase of additional service and the contribution required.

TOWN OF SOUTH KINGSTOWN, RHODE ISLAND
NOTES TO FINANCIAL STATEMENTS
JUNE 30, 2024

NOTE 11 DEFINED BENEFIT PENSION PLANS (CONTINUED)

A. Municipal Employees' Retirement System of the State of Rhode Island – General, Police and EMT (Continued)

General Information about the Pension Plan (Continued)

Benefits Provided (Continued)

Final Compensation:

Prior to July 1, 2012 and for general employee members eligible to retire as of June 30, 2012, the average was based on the member's highest three consecutive annual salaries. Effective July 1, 2012, the average was based on the member's highest five consecutive annual salaries. Once a member retires or is terminated, the applicable Final Average Compensation (FAC) will be the greater of the member's highest three year FAC as of July 1, 2012 or the five year FAC as of the retirement/termination date. For members retiring after July 1, 2024, retiree benefit amounts are based on the average three consecutive years of compensation. Monthly benefits are based on one-twelfth of this amount.

General Employees:

Members with less than five years of contributory service as of June 30, 2012 and members hired on or after that date are eligible for retirement on or after their Social Security normal retirement age (SSNRA).

Members who had at least five years of contributory service as of June 30, 2012 will be eligible for retirement at an individually determined age. This age is the result of interpolating between the member's prior Retirement Date, described below, and the retirement age applicable to members hired after June 30, 2012 as described above. The interpolation is based on service as of June 30, 2012 divided by projected service at the member's prior Retirement Date. The minimum retirement age is 59.

Members with 10 or more years of contributory service on June 30, 2012 may choose to retire at their prior Retirement Date if they continue to work and contribute until that date. If this option is elected, the retirement benefit will be calculated using the benefits accrued as of June 30, 2012, i.e., the member will accumulate no additional defined benefits after this date, but the benefit will be paid without any actuarial reduction.

Effective July 1, 2015, members will be eligible to retire with full benefits at the earlier of their current Rhode Island Retirement Security Act (RIRSA) date described above or upon the attainment of age 65 with 30 years of service, age 64 with 31 years of service, age 63 with 32 years of service, or age 62 with 33 years of service.

A member who is within five years of reaching their retirement eligibility date and has 20 or more years of service, may elect to retire at any time with an actuarially reduced benefit.

TOWN OF SOUTH KINGSTOWN, RHODE ISLAND
NOTES TO FINANCIAL STATEMENTS
JUNE 30, 2024

NOTE 11 DEFINED BENEFIT PENSION PLANS (CONTINUED)

A. Municipal Employees' Retirement System of the State of Rhode Island – General, Police and EMT (Continued)

General Information about the Pension Plan (Continued)

Benefits Provided (Continued)

General Employees (Continued):

Prior to July 1, 2012, members were eligible for retirement on or after age 58 if they had credit for 10 or more years of service, or at any age if they had credit for at least 30 years of service. Members eligible to retire before July 1, 2012 were not impacted by the changes to retirement eligibility above.

The annual benefit is equal to 2.00% of the member's monthly FAC for each year of service prior to July 1, 2012 and 1.00% of the member's monthly FAC for each year of service from July 1, 2012 through June 30, 2015. For all service after June 30, 2015, the annual benefit is equal to 1.0% per year unless the member had 20 or more years of service as of June 30, 2012 in which case the benefit accrual is 2.0% per year for service after June 30, 2015. The benefit cannot exceed 75% of the member's FAC. Benefits are paid monthly.

Police and EMT Employees:

Members are eligible to retire when they are at least 50 years old and have a minimum of 25 years of contributing service or if they have 27 years of contributing service at any age. Members with less than 25 years of contributing service are eligible for retirement on or after their Social Security normal retirement age.

Members who, as of June 30, 2012, had at least 10 years of contributing service, had attained age 45, and had a prior Retirement Date before age 52 may retire at age 52.

Active members on June 30, 2012 may choose to retire at their prior Retirement Date if they continue to work and contribute until that date. If option is elected, the retirement benefit will be calculated using the benefits accrued as of June 30, 2012, i.e., the member will accumulate no additional defined benefits after this date, but the benefit will be paid without any actuarial reduction.

A member who is within five years of reaching their retirement eligibility date, as described in this section, and has 20 or more years of service, may elect to retire at any time with an actuarially reduced benefit.

TOWN OF SOUTH KINGSTOWN, RHODE ISLAND
NOTES TO FINANCIAL STATEMENTS
JUNE 30, 2024

NOTE 11 DEFINED BENEFIT PENSION PLANS (CONTINUED)

A. Municipal Employees' Retirement System of the State of Rhode Island – General, Police and EMT (Continued)

General Information about the Pension Plan (Continued)

Benefits Provided (Continued)

Police and EMT Employees (Continued):

Prior to July 1, 2012, members designated as police officers or firefighters were eligible for retirement at or after age 55 with credit for at least 10 years of service or at any age with credit for 25 or more years of service. Members were also eligible to retire and receive a reduced benefit if they are at least age 50 and have at least 20 years of service. If the municipality elected to adopt the 20-year retirement provisions for police officers and/or firefighters, then such a member was eligible to retire at any age with 20 or more years of service. Members eligible to retire before July 1, 2012 were not impacted by the changes to retirement eligibility above.

A monthly benefit is paid equal to 2.00% of the member's monthly FAC for each year of service, up to 37.5 years (75% of FAC maximum).

If the optional 20-year retirement provisions were adopted by the municipality prior to July 1, 2012: benefits are based on 2.50% of the member's FAC for each year of service prior to July 1, 2012 and 2.00% of the member's FAC for each year of service after July 1, 2012. The benefit cannot exceed 75% of the member's FAC.

Active members (including future hires), members who retire after July 1, 2015 and after attaining age 57 with 30 years of service will have a benefit equal to the greater of their current benefit described above and one calculated based on a 2.25% multiplier for all years of service.

Other Benefit Provisions:

Death and disability benefits are also provided to members. A member is eligible for a disability retirement provided he/she has credit for at least five years of service or if the disability is work-related. Members are not eligible for an ordinary disability benefit if they are eligible for unreduced retirement.

Joint and survivor benefit options are available to retirees. For some employees, a Social Security Option is also available where an annuity is paid at one amount prior to age 62, and at a reduced amount after age 62, designed to provide a level total income when combined with the member's age 62 Social Security benefit. Benefits cease upon the member's death.

TOWN OF SOUTH KINGSTOWN, RHODE ISLAND
NOTES TO FINANCIAL STATEMENTS
JUNE 30, 2024

NOTE 11 DEFINED BENEFIT PENSION PLANS (CONTINUED)

A. Municipal Employees' Retirement System of the State of Rhode Island – General, Police and EMT (Continued)

General Information about the Pension Plan (Continued)

Benefits Provided (Continued)

Other Benefit Provisions (Continued):

Post-retirement benefit increases are paid to members who retire after June 30, 2012. Members will be eligible to receive cost of living increases at the later of the member's third anniversary of retirement and the month following their SSNRA (age 55 for members designated as police officers and/or firefighters). When a municipality elects coverage, it may elect either COLA C (covering only current and future active members and excluding members already retired) or COLA B (covering current retired members as well as current and future active members).

Cost of living adjustments are provided to retirees based on statutory provisions (Section 36-10-35 of the Rhode Island General Laws). For members and/or beneficiaries of members who retired on or before June 30, 2012, cost of living adjustments are computed annually. For members retiring on or after July 1, 2012, twenty-five percent (or 1/4th) of the cost of living adjustment is computed annually until the plan reaches a 75% funded status. The full benefit adjustment is reinstated for all members upon the plan reaching the 75% funded status.

- A. Effective July 1, 2015, the COLA is determined based on 50% of the plan's five-year average investment rate of return less 5.5% limited to a range of 0.0% to 4.0%, plus 50% of the lesser of 3.0% or last year's CPI-U increase for a total maximum increase of 3.50%. Previously, it was the plan's five-year average investment rate of return less 5.5% limited to a range of 0.0% to 4.0%.
- B. The COLA will be limited to the first \$25,000 of the member's annual pension benefit. For retirees and beneficiaries who retired on or before July 1, 2015, years in which a COLA is payable based on the every fourth year provision described in (a) above will be limited to the first \$30,000. These limits will be indexed annually to increase in the same manner as COLAs, with the known values of \$27,608 for 2021, \$27,901 for 2022 and \$28,878 for 2023.

Special Provisions-Rhode Island General Law § 45-21.2-6.1, § 45-21.2-5(5) and § 45-21.2-14(d)

Under these special provisions, the member receives a retirement allowance which is a life annuity terminable at the death of the annuitant, and is an amount equal to the sum of two and one-half percent (2.5%) of final compensation multiplied by the years of service accrued after July 1, 1993 and two percent (2%) of final compensation multiplied by the years of service accrued prior to July 1, 1993. The annual retirement allowance in no event shall exceed seventy-five percent (75%) of final compensation. The member contribution rate between July 1, 1985 and June 30, 2012 was 8.00%, plus 1.00% for the adoption of the optional COLA, for a total of 9.00%. For service after July 1, 2012, the member contribution rate is 9% plus 1.00% for the adoption of the optional COLA, for a total of 10.00%.

TOWN OF SOUTH KINGSTOWN, RHODE ISLAND
NOTES TO FINANCIAL STATEMENTS
JUNE 30, 2024

NOTE 11 DEFINED BENEFIT PENSION PLANS (CONTINUED)

A. Municipal Employees' Retirement System of the State of Rhode Island – General, Police and EMT (Continued)

Employees Covered by Benefit Terms

At the June 30, 2022 valuation date, the following employees were covered by the benefit terms:

	<u>Municipal</u>	<u>Police</u>	<u>EMT</u>
Retirees and Beneficiaries	255	53	5
Inactive, Nonretired Members	205	12	17
Active Members	<u>268</u>	<u>54</u>	<u>19</u>
Total	<u><u>728</u></u>	<u><u>119</u></u>	<u><u>41</u></u>

Contributions

The amount of employee and employer contributions have been established under Rhode Island General Law Chapter 45-21. General employees with less than 20 years of service as of June 30, 2012 are required to contribute 2% of their salaries. General employees with more than 20 years of service as of June 30, 2012 are required to contribute 8.25%. Public safety employees are required to contribute 9% of their salaries. The Town contributes at a rate of covered employee payroll as determined by an independent actuary on an annual basis. The General Assembly can amend the amount of these contribution requirements. The Town contributed \$3,204,987 in the year ended June 30, 2024 which was 17.80% of annual covered payroll.

Net Pension Liability (Asset)

The total pension liability (asset) was determined by actuarial valuations performed as of June 30, 2022 and rolled forward to June 30, 2023, using the following actuarial assumptions, applied to all periods included in the measurement.

Summary of Actuarial Assumptions Used in the Valuations to determine the Net Pension Liability (Asset) at the June 30, 2023 measurement date (June 30, 2022 valuation rolled forward to June 30, 2023):

Actuarial Cost Method	Entry Age Normal - the Individual Entry Age Actuarial Cost methodology is used.
Amortization Method	Level Percent of Payroll - Closed
Actuarial Assumptions:	
Investment Rate of Return	7.00%
Projected Salary Increases	General Employees - 3.25% to 7.25% ; Police and Fire Employees - 4.00% to 14.00%
Inflation	2.50%
Mortality	Mortality - variants of the PUB (10) Tables for Healthy and Disabled Retirees, projected with Scale Ultimate MP16.
Cost of Living Adjustments	All future COLAs were assumed to be 2.1% per annum for all MERS units with the COLA provision.

TOWN OF SOUTH KINGSTOWN, RHODE ISLAND
NOTES TO FINANCIAL STATEMENTS
JUNE 30, 2024

NOTE 11 DEFINED BENEFIT PENSION PLANS (CONTINUED)

A. Municipal Employees' Retirement System of the State of Rhode Island – General, Police and EMT (Continued)

Net Pension Liability (Asset) (Continued)

The actuarial assumptions used in the calculation of the total pension liability at June 30, 2023 measurement date were based on the 2023 Actuarial Experience Investigation Study for the six-year period ended June 30, 2022 as approved by the System's Board on May 17, 2023.

The long-term expected rate of return best-estimate on pension plan investments was determined by the actuary using a building-block method. The actuary started by calculating best-estimate future expected real rates of return (expected returns net of pension plan investment expense and inflation) for each major asset class, based on a collective summary of capital market expectations from 42 sources. The June 30, 2023 expected arithmetic returns over the long-term (20 years) by asset class are summarized in the following table.

<u>Type of Investments</u>	<u>Target Allocation</u>	<u>Long-Term Expected Real Rate of Return</u>
Global Equity:		
U.S. Equity	25.10 %	6.46 %
International Developed Equity	10.70	6.91
Emerging Markets Equity	4.20	8.92
Private Growth:		
Private Equity	12.50	10.30
Non-Core Real Estate	2.50	5.01
Income:		
Equity Options	2.00	6.20
Liquid Credit	5.00	4.56
Private Credit	3.00	4.56
Collateralized Loan Obligations (CLO)	2.00	4.56
Crisis Protection Class:		
Treasury Duration	5.00	0.76
Systematic Trend	5.00	4.07
Inflation Protection Class:		
Core Real Estate	4.00	5.01
Private Infrastructure	4.00	5.91
Volatility Protection:		
IG Fixed Income	3.25	2.46
Securitized Credit	3.25	2.46
Absolute Return	6.50	4.07
Cash	2.00	0.76
Total	<u>100.00 %</u>	

TOWN OF SOUTH KINGSTOWN, RHODE ISLAND
NOTES TO FINANCIAL STATEMENTS
JUNE 30, 2024

NOTE 11 DEFINED BENEFIT PENSION PLANS (CONTINUED)

A. Municipal Employees' Retirement System of the State of Rhode Island – General, Police and EMT (Continued)

Net Pension Liability (Asset) (Continued)

These return assumptions are then weighted by the target asset allocation percentage, factoring in correlation effects, to develop the overall long-term expected rate of return best-estimate on an arithmetic basis.

Discount Rate

The discount rate used to measure the total pension liability of the plans was 7.0 percent. The projection of cash flows used to determine the discount rate assumed that contributions from plan members will be made at the current contribution rate and that contributions from the employers will be made at statutorily required rates, actuarially determined. Based on those assumptions, and the projection of cash flows as of each fiscal year ending, the pension plan's fiduciary net position and future contributions were projected to be available to make all projected future benefit payments of current plan members. Therefore, the long-term expected rate of return on pension plan investments was applied to all periods of projected benefit payments to determine the total pension liability.

Changes in Net Pension Liabilities (Assets)

Municipal Employee's Retirement System - General Employees			
	Increase (Decrease)		
	Total Pension Liability	Plan Fiduciary Net Position	Net Pension Liability
Balances as of July 1, 2023	\$ 75,881,537	\$ 67,157,083	\$ 8,724,454
Changes for the Year			
Service Cost	1,077,292	-	1,077,292
Interest on the Total Pension Liability	5,181,790	-	5,181,790
Changes in Benefits	-	-	-
Difference Between Expected and Actual Experience	882,097	-	882,097
Changes in Assumptions	(143,814)	-	(143,814)
Employer Contributions	-	1,749,400	(1,749,400)
Employee Contributions	-	343,105	(343,105)
Net Investment Income	-	5,562,139	(5,562,139)
Benefit Payments, Including Employee Refunds	(4,789,233)	(4,789,233)	-
Administrative Expense	-	(59,868)	59,868
Other Changes	-	149,310	(149,310)
Net Changes	<u>2,208,132</u>	<u>2,954,853</u>	<u>(746,721)</u>
Balances as of June 30, 2024	<u>\$ 78,089,669</u>	<u>\$ 70,111,936</u>	<u>\$ 7,977,733</u>

TOWN OF SOUTH KINGSTOWN, RHODE ISLAND
NOTES TO FINANCIAL STATEMENTS
JUNE 30, 2024

NOTE 11 DEFINED BENEFIT PENSION PLANS (CONTINUED)

A. Municipal Employees' Retirement System of the State of Rhode Island – General, Police and EMT (Continued)

Changes in Net Pension Liabilities (Assets) (Continued)

Municipal Employee's Retirement System - Police			
	Increase (Decrease)		
	Total Pension Liability	Plan Fiduciary Net Position	Net Pension Liability
Balances as of July 1, 2023	\$ 37,897,678	\$ 30,987,803	\$ 6,909,875
Changes for the Year			
Service Cost	842,728	-	842,728
Interest on the Total Pension Liability	2,603,730	-	2,603,730
Changes in Benefits	-	-	-
Difference Between Expected and Actual Experience	852,884	-	852,884
Changes in Assumptions	(149,842)	-	(149,842)
Employer Contributions	-	1,215,289	(1,215,289)
Employee Contributions	-	444,616	(444,616)
Net Investment Income	-	2,620,556	(2,620,556)
Benefit Payments, Including Employee Refunds	(2,245,807)	(2,245,807)	-
Administrative Expense	-	(28,206)	28,206
Other Changes	-	37,931	(37,931)
Net Changes	<u>1,903,693</u>	<u>2,044,379</u>	<u>(140,686)</u>
Balances as of June 30, 2024	<u>\$ 39,801,371</u>	<u>\$ 33,032,182</u>	<u>\$ 6,769,189</u>

Municipal Employee's Retirement System - EMT			
	Increase (Decrease)		
	Total Pension Liability	Plan Fiduciary Net Position	Net Pension Liability (Asset)
Balances as of July 1, 2023	\$ 4,932,776	\$ 5,973,334	\$ (1,040,558)
Changes for the Year			
Service Cost	220,471	-	220,471
Interest on the Total Pension Liability	346,767	-	346,767
Changes in Benefits	-	-	-
Difference Between Expected and Actual Experience	(78,796)	-	(78,796)
Changes in Assumptions	(14,059)	-	(14,059)
Employer Contributions	-	54,214	(54,214)
Employee Contributions	-	109,523	(109,523)
Net Investment Income	-	512,987	(512,987)
Benefit Payments, Including Employee Refunds	(178,394)	(178,394)	-
Administrative Expense	-	(5,522)	5,522
Other Changes	-	-	-
Net Changes	<u>295,989</u>	<u>492,808</u>	<u>(196,819)</u>
Balances as of June 30, 2024	<u>\$ 5,228,765</u>	<u>\$ 6,466,142</u>	<u>\$ (1,237,377)</u>

TOWN OF SOUTH KINGSTOWN, RHODE ISLAND
NOTES TO FINANCIAL STATEMENTS
JUNE 30, 2024

NOTE 11 DEFINED BENEFIT PENSION PLANS (CONTINUED)

A. Municipal Employees' Retirement System of the State of Rhode Island – General, Police and EMT (Continued)

Sensitivity of the Net Pension Liability (Asset) to Changes in the Discount Rate

The following presents the net pension liability (asset) of the employers calculated using the discount rate of 7.0 percent, as well as what the employers' net pension liability (asset) would be if it were calculated using a discount rate that is 1-percentage-point lower or 1-percentage-point higher than the current rate.

	1% Decrease (6.0%)	Current Discount Rate (7.0%)	1% Increase (8.0%)
General Employees	\$ 15,458,084	\$ 7,977,733	\$ 1,181,331
Police	10,564,191	6,769,189	3,321,379
EMT	(749,669)	(1,237,377)	(1,680,367)

Pension Plan Fiduciary Net Position

Detailed information about the pension plan's fiduciary net position is available in the separately issued ERSRI financial report.

Pension Expense and Deferred Outflows of Resources and Deferred Inflows of Resources Related to Pensions

For the year ended June 30, 2024, the employer recognized contra pension expense of \$203,030. The employer reported deferred outflows and inflows of resources related to pensions from the following sources:

	Municipal	Police	EMT	Total
Deferred Outflows of Resources:				
Difference Between Expected and Actual Experience	\$ 870,347	\$ 758,969	\$ 23,929	\$ 1,653,245
Changes of Assumptions	-	183,454	34,518	217,972
Net Difference Between Projected and Actual Earnings on Pension Plan Investments	4,469,081	2,030,967	388,190	6,888,238
Town Contributions Subsequent to the Measurement Date	1,758,969	1,406,759	39,259	3,204,987
Total Deferred Outflows of Resources	<u>\$ 7,098,397</u>	<u>\$ 4,380,149</u>	<u>\$ 485,896</u>	<u>\$ 11,964,442</u>
Deferred Inflows of Resources:				
Difference Between Expected and Actual Experience	\$ 142,688	\$ 613,439	\$ 307,275	\$ 1,063,402
Changes of Assumptions	179,719	124,804	28,228	332,751
Net Difference Between Projected and Actual Earnings on Pension Plan Investments	5,371,857	2,458,117	474,860	8,304,834
Total Deferred Inflows of Resources	<u>\$ 5,694,264</u>	<u>\$ 3,196,360</u>	<u>\$ 810,363</u>	<u>\$ 9,700,987</u>

Total of the Town contributions subsequent to measurement date of \$3,204,987 reported as deferred outflows of resources related to pensions above will be recognized as a reduction of the net pension liability in the subsequent period.

**TOWN OF SOUTH KINGSTOWN, RHODE ISLAND
NOTES TO FINANCIAL STATEMENTS
JUNE 30, 2024**

NOTE 11 DEFINED BENEFIT PENSION PLANS (CONTINUED)

A. Municipal Employees' Retirement System of the State of Rhode Island – General, Police and EMT (Continued)

Pension Expense and Deferred Outflows of Resources and Deferred Inflows of Resources Related to Pensions (Continued)

Other amounts reported as deferred outflows and inflows of resources related to pensions will be recognized in pension expense as follows:

<u>Year Ending June 30,</u>	<u>Municipal</u>	<u>Police</u>	<u>EMT</u>
2025	\$ (682,851)	\$ (405,076)	\$ (180,248)
2026	(866,519)	(519,037)	(166,285)
2027	1,385,012	616,404	60,306
2028	(190,478)	(22,465)	(43,915)
2029	-	107,204	(21,321)
Thereafter	-	-	(12,263)
Total	<u>\$ (354,836)</u>	<u>\$ (222,970)</u>	<u>\$ (363,726)</u>

B. Employees' Retirement System of the State of Rhode Island – Teachers

Plan Description

All full-time teachers, principals, school nurses and certain other school officials (including the superintendent) in the town's school system must participate in a cost-sharing multiple-employer defined benefit pension plan – the Employees' Retirement System plan – administered by the Employees' Retirement System of the State of Rhode Island (System). Under a cost-sharing plan, pension obligations for employees of all employers are pooled and plan assets are available to pay the benefits of the employees of any participating employer providing pension benefits through the plan, regardless of the status of the employers' payment of its pension obligation to the plan. The plan provides retirement and disability benefits and death benefits to plan members and beneficiaries.

The System issues a publicly available report that includes financial statements and required supplementary information for the plans. The report may be obtained at <http://www.ersri.org>.

Eligibility and Plan Benefits

The level of benefits provided to participants is established by Chapter 36-10 of the General Laws, which is subject to amendment by the General Assembly. Member benefit provisions vary based on service credits accumulated at dates specified in various amendments to the General Laws outlining minimum retirement age, benefit accrual rates and maximum benefit provisions. In general, members accumulate service credits for each year of service subject to maximum benefit accruals of 80% or 75%. For those hired after June 30, 2012, the benefit accrual rate is 1% per year with a maximum benefit accrual of 40%. For members retiring after July 1, 2024, retiree benefit amounts are based on the average three consecutive years of compensation. Members eligible to retire at September 30, 2009 may retire with 10 years of service at age 60 or after 28 years of service at any age.

**TOWN OF SOUTH KINGSTOWN, RHODE ISLAND
NOTES TO FINANCIAL STATEMENTS
JUNE 30, 2024**

NOTE 11 DEFINED BENEFIT PENSION PLANS (CONTINUED)

**B. Employees' Retirement System of the State of Rhode Island – Teachers
(Continued)**

Eligibility and Plan Benefits (Continued)

The retirement eligibility age increases proportionately for other members reflecting years of service and other factors until it aligns with the Social Security Normal Retirement Age, which applies to any member with less than 5 years of service as of July 1, 2012. Members are vested after 5 years of service.

The plan provides for survivor's benefits for service-connected death and certain lump sum death benefits. Joint and survivor benefit provision options are available to members.

Cost of living adjustments are provided to retirees based on statutory provisions (Section 36-10-35 of the Rhode Island General Laws). For members and/or beneficiaries of members who retired on or before June 30, 2012, cost of living adjustments are computed annually. For members retiring on or after July 1, 2012, twenty-five percent (or 1/4th) of the cost of living adjustment is computed annually until the plan reaches a 75% funded status. The full benefit adjustment is reinstated for all members upon the plan reaching the 75% funded status.

The plan also provides nonservice-connected disability benefits after five years of service and service-connected disability benefits with no minimum service requirement.

Contributions

The funding policy, as set forth in the General Laws, Section 16-16-22, provides for actuarially determined periodic contributions to the plan. For fiscal 2024, full-time teachers, principals, school nurses and certain other school officials were required to contribute 3.75% of their annual covered salary, except for teachers with 20 or more years of service as of June 30, 2012 must contribute 11% of their annual covered salary. The State and the School are required to contribute at an actuarially determined rate, 40% of which is to be paid by the state and the remaining 60% is to be paid by the School; the rates were 11.13% and 15.03% of annual covered payroll for the fiscal year ended June 30, 2024 for the state and School, respectively. The School contributed \$3,785,619 \$3,916,956 and \$4,049,647, for the fiscal years ended June 30, 2024, 2023, and 2022, respectively, equal to 100% of the required contributions for each year.

For the year ended June 30, 2024, the amount of "on-behalf" contributions made by the State was \$2,674,783 and is recognized in the General Fund as intergovernmental revenues and education expenditures.

TOWN OF SOUTH KINGSTOWN, RHODE ISLAND
NOTES TO FINANCIAL STATEMENTS
JUNE 30, 2024

NOTE 11 DEFINED BENEFIT PENSION PLANS (CONTINUED)

**B. Employees' Retirement System of the State of Rhode Island – Teachers
(Continued)**

Pension Liabilities, Pension Expense and Deferred Outflows of Resources and Deferred Inflows of Resources

At June 30, 2024, the School reported a liability of \$32,831,133 for its proportionate share of the net pension liability that reflected a reduction for contributions made by the state. The amount recognized by the School as its proportionate share of the net pension liability, the related state support and the total portion of the net pension liability that was associated with the School were as follows:

School's Proportionate Share of the Net Pension Liability	\$ 32,831,133
State's Proportionate Share of the Net Pension Liability Associated with the School	24,111,723
Total Net Pension Liability	<u>\$ 56,942,856</u>

The net pension liability was measured as of June 30, 2023, the measurement date, and the total pension liability used to calculate the net pension liability was determined by an actuarial valuation as of June 30, 2022 rolled forward to June 30, 2023. The School's proportion of the net pension liability was based on a projection of the School's long-term share of contributions to the pension plan relative to the projected contributions of all participating employers and the state, actuarially determined. At June 30, 2023, the School's proportion was 1.35%.

For the year ended June 30, 2024, the School recognized gross pension expense of \$2,074,239 and revenue of \$943,665 for support provided by the State in Exhibit II. At June 30, 2024, the School reported deferred outflows of resources and deferred inflows of resources related to pensions from the following sources:

Deferred Outflows of Resources:

Difference Between Expected and Actual Experience	\$ 380,666
Changes of Assumption	140,556
Net Difference Between Projected and Actual Earning on Pension Plan Investments	3,965,495
Changes in Proportionate Share of Employer Contributions	977,484
Contributions Subsequent to the Measurement Date	3,785,619
Total Deferred Outflows of Resources	<u>\$ 9,249,820</u>

Deferred Inflows of Resources:

Difference Between Expected and Actual Experience	\$ 763,577
Change of Assumptions	1,298,051
Net Difference Between Projected and Actual Earning on Pension Plan Investments	5,131,709
Changes in Proportionate Share of Employer Contributions	4,492,490
Total Deferred Inflows of Resources	<u>\$ 11,685,827</u>

TOWN OF SOUTH KINGSTOWN, RHODE ISLAND
NOTES TO FINANCIAL STATEMENTS
JUNE 30, 2024

NOTE 11 DEFINED BENEFIT PENSION PLANS (CONTINUED)

**B. Employees' Retirement System of the State of Rhode Island – Teachers
(Continued)**

Pension Liabilities, Pension Expense and Deferred Outflows of Resources and Deferred Inflows of Resources (Continued)

The \$3,785,619 reported as deferred outflows of resources related to pensions resulting from the School contributions in fiscal year 2024 subsequent to the measurement date will be recognized as a reduction of the net pension liability in the subsequent period. Other amounts reported as deferred outflows of resources and deferred inflows of resources related to pensions will be recognized in pension expense as follows:

<u>Year Ending June 30,</u>	<u>Amount</u>
2025	\$ (2,003,270)
2026	(2,212,050)
2027	(183,408)
2028	(874,506)
2029	(681,696)
Thereafter	(266,696)
Total	<u>\$ (6,221,626)</u>

Actuarial Assumptions

The total pension liability was determined using the following actuarial assumptions, applied to all periods included in the measurement:

Inflation	2.5%
Salary Increases	3.0% to 13.0%
Investment Rate of Return	7.0%

Mortality – variants of the PUB (10) Tables for Healthy and Disabled Retirees, projected with Scale Ultimate MP16.

The actuarial assumptions used in the calculation of the total pension liability at June 30, 2023 measurement date were based on the 2023 Actuarial Experience Investigation Study for the six-year period ended June 30, 2022 as approved by the System's Board on May 17, 2023.

The long-term expected rate of return best-estimate on pension plan investments was determined by the actuary using a building-block method. The actuary started by calculating best-estimate future expected real rates of return (expected returns net of pension plan investment expense and inflation) for each major asset class, based on a collective summary of capital market expectations from 39 sources. The June 30, 2023 expected arithmetic returns over the long-term (20 years) by asset class are summarized in the following table:

**TOWN OF SOUTH KINGSTOWN, RHODE ISLAND
NOTES TO FINANCIAL STATEMENTS
JUNE 30, 2024**

NOTE 11 DEFINED BENEFIT PENSION PLANS (CONTINUED)

**B. Employees' Retirement System of the State of Rhode Island – Teachers
(Continued)**

Actuarial Assumptions (Continued)

<u>Type of Investments</u>	<u>Target Allocation</u>	<u>Long-Term Expected Real Rate of Return</u>
Global Equity:		
U.S. Equity	25.10 %	6.46 %
International Developed Equity	10.70	6.91
Emerging Markets Equity	4.20	8.92
Private Growth:		
Private Equity	12.50	10.30
Non-Core Real Estate	2.50	5.01
Income:		
Equity Options	2.00	6.20
Liquid Credit	5.00	4.56
Private Credit	3.00	4.56
Collateralized Loan Obligations (CLO)	2.00	4.56
Crisis Protection Class:		
Treasury Duration	5.00	0.76
Systematic Trend	5.00	4.07
Inflation Protection Class:		
Core Real Estate	4.00	5.01
Private Infrastructure	4.00	5.91
Volatility Protection:		
IG Fixed Income	3.25	2.46
Securitized Credit	3.25	2.46
Absolute Return	6.50	4.07
Cash	2.00	0.76
Total	100.00 %	

These return assumptions are then weighted by the target asset allocation percentage, factoring in correlation effects, to develop the overall long-term expected rate of return best-estimate on an arithmetic basis.

Discount Rate

The discount rate used to measure the total pension liability was 7.0%. The projection of cash flows used to determine the discount rate assumed that contributions from plan members will be made at the current contribution rate and that contributions from the employers will be made at statutorily required rates, actuarially determined. Based on those assumptions, the pension plan's fiduciary net position was projected to be available to make all projected future benefit payments of current plan members. Therefore, the long-term expected rate of return on pension plan investments was applied to all periods of projected benefit payments to determine the total pension liability.

**TOWN OF SOUTH KINGSTOWN, RHODE ISLAND
NOTES TO FINANCIAL STATEMENTS
JUNE 30, 2024**

NOTE 11 DEFINED BENEFIT PENSION PLANS (CONTINUED)

**B. Employees' Retirement System of the State of Rhode Island – Teachers
(Continued)**

Sensitivity of the Net Pension Liability to Changes in the Discount Rate

The following presents the net pension liability calculated using the current discount rate as well as what the net pension liability would be if it were calculated using a discount rate that is one percentage point lower or one percentage point higher than the current rate.

	1% Decrease (6.0%)	Current Discount Rate (7.0%)	1% Increase (8.0%)
Teachers	\$ 42,099,274	\$ 32,831,133	\$ 24,409,963

Pension Plan Fiduciary Net Position

Detailed information about the pension plan's fiduciary net position is available in the separately issued ERSRI financial report.

C. Aggregated Pension Information

The Town recognized the following amounts related to pension plans as of and for the year ended June 30, 2024:

	MERS Municipal	MERS Police	MERS EMT	ERS	Total
Net Pension Asset	\$ -	\$ -	\$ 1,237,377	\$ -	\$ 1,237,377
Deferred Outflows of Resources					
Related to Pensions	7,098,397	4,380,149	485,896	9,249,820	21,214,262
Net Pension Liability	7,977,733	6,769,189	-	32,831,133	47,578,055
Deferred Inflows of Resources					
Related to Pensions	5,694,264	3,196,360	810,363	11,685,827	21,386,814
Pension Expense	481,378	695,092	(136,838)	1,130,574	2,170,206

**TOWN OF SOUTH KINGSTOWN, RHODE ISLAND
NOTES TO FINANCIAL STATEMENTS
JUNE 30, 2024**

NOTE 11 DEFINED BENEFIT PENSION PLANS (CONTINUED)

D. State and TIAA-CREF Administered Defined Contribution Benefit Plan Covering Teachers in ERS and Certain Municipal Employees Participating in MERS

Plan Description

Employees participating in the defined benefit plan with less than 20 years of service as of June 30, 2012, as described above, also participate in a defined contribution plan authorized by General Law Chapter 36-10.3. The defined contribution plan is established under IRS section 401(a) and is administered by TIAA-CREF. Employees may choose among various investment options available to plan participants. Employees contribute 5% of their annual covered salary and employers contribute between 1% and 1.5% of annual covered salary depending on the employee's total years of service as of June 30, 2012. Employee contributions are immediately vested while employer contributions and any investment earnings thereon are vested after three years of contributory service. Benefit terms and contributions required under the plan by both the employee and employer are established by the General Laws, which are subject to amendment by the General Assembly.

Amounts in the defined contribution plan are available to participants in accordance with Internal Revenue Service (IRS) guidelines for such plans.

Teachers that Contribute to Social Security

Plan Funding Policy

The funding policy is outlined in RIGL chapter 36-10.3 (which can be amended by the Rhode Island General Assembly). Contribution rates are:

	Employee Contribution	Employer Contribution
ERS - teachers - contribute to Social Security - less than 20 years of service at July 1, 2012	5%	1% to 1.5% depending on years of service
ERS - teachers - more than 20 years of service on July 1, 2012	No DC plan contributions (employee and employer) after July 1, 2015	

The System issues an annual financial report that includes financial statements and required supplementary information for all of the plans it administers. The reports can be obtained at www.ersri.org.

The plan members and town contributed \$1,507,338 and \$342,393, respectively, during the fiscal year ended June 30, 2024 for teacher plan members.

**TOWN OF SOUTH KINGSTOWN, RHODE ISLAND
NOTES TO FINANCIAL STATEMENTS
JUNE 30, 2024**

NOTE 11 DEFINED BENEFIT PENSION PLANS (CONTINUED)

D. State and TIAA-CREF Administered Defined Contribution Benefit Plan Covering Teachers in ERS and Certain Municipal Employees Participating in MERS (Continued)

General Employees in MERS that Contribute to Social Security

Plan Funding Policy

The funding policy is outlined in RIGL chapter 36-10.3 (which can be amended by the Rhode Island General Assembly). The contribution rates are:

	Employee Contribution	Employer Contribution
MERS - general employees who contribute to Social Security - and had less than 20 years of service on July 1, 2012	5%	1% to 1.5% depending on years of service
MERS - general employees - more than 20 years of service on July 1, 2012	No DC plan contributions (employee and employer) after July 1, 2015	

The plan members and town contributed \$435,221 and \$94,841, respectively, during the fiscal year ended June 30, 2024 for town plan members.

The System issues an annual financial report that includes financial statements and required supplementary information for all of the plans it administers. The reports can be obtained at www.ersri.org.

NOTE 12 OTHER POSTEMPLOYMENT BENEFIT (OPEB) PLAN

A. The Town of South Kingstown OPEB Trust (the Trust)

Plan Description

The Trust is a single-employer defined benefit healthcare plan administered by the Town. Most full-time employees of the Town and School Department are eligible to participate in the plan. Benefit provisions are established through negotiations between the Town and the various unions representing the employees. The plan is considered to be part of the Town's financial reporting entity and is included in the Town's financial report as the Other Postemployment Benefits Trust Fund. The plan does not issue a stand-alone financial report.

The Trust Fund investments are managed by Vanguard Institutional Advisory Services (VIAS) and services are administered by Public Agency Retirement Services. All costs for management and administration are paid by the assets in the Trust Fund.

Benefits Provided

The Trust provides medical, dental and life insurance benefits to eligible retirees and their spouses.

**TOWN OF SOUTH KINGSTOWN, RHODE ISLAND
NOTES TO FINANCIAL STATEMENTS
JUNE 30, 2024**

NOTE 12 OTHER POSTEMPLOYMENT BENEFIT (OPEB) PLAN (CONTINUED)

A. The Town of South Kingstown OPEB Trust (the Trust) (Continued)

Eligibility

General Employees

Members who have retired under the Municipal Employee Retirement System, shall be eligible to receive medical benefits for self and spouse. Eligibility for retirement is the earlier of completion of 30 years of service regardless of age, or age 58 with 10 years of service.

Police and EMT

Members who have retired under the Municipal Employees Retirement System for police and emergency management technicians shall be eligible to receive medical benefits for self and spouse. Minimum eligibility for retirement is completion of 20 years of service regardless of age. A member of the police department may retire provided they have earned a retirement allowance of at least 50%.

Teachers and Administrators

Members who have retired under the Employees' Retirement System of Rhode Island, with a minimum of 10 years of service with the South Kingstown School Department, shall be eligible to receive medical and dental benefits for self and spouse. If vested by July 1, 2005 (Schedule A), eligibility is the earlier of 28 years of service, or age 60 with 10 years of service. If vested after July 1, 2005 (Schedule B) normal retirement age is the earlier of age 65 with 10 years of service, or age 59 with 29 years of service. Early retirement is age 55 with 20 years of service.

Employees Covered by Benefit Terms

At June 30, 2024, the following employees were covered by the benefit terms:

	<u>Participants</u>
Active Employees	592
Retirees	77
Total	669

Contributions

Town Employees hired before July 1, 2006

30 years of service: For four years, the Town shall pay \$5,500 per year toward the annual cost, and the retiree shall pay the difference, payable on a monthly basis, until Medicare eligible;

25 years of service: For three years, the Town shall pay \$4,500 per year toward the annual cost, and the retiree shall pay the difference, payable on a monthly basis, until Medicare eligible;

20 years of service: For three years, the Town shall pay \$2,500 per year toward the annual cost, and the retiree shall pay the difference, payable on a monthly basis, until Medicare eligible.

TOWN OF SOUTH KINGSTOWN, RHODE ISLAND
NOTES TO FINANCIAL STATEMENTS
JUNE 30, 2024

NOTE 12 OTHER POSTEMPLOYMENT BENEFIT (OPEB) PLAN (CONTINUED)

A. The Town of South Kingstown OPEB Trust (the Trust) (Continued)

Contributions (Continued)

Town Employees hired after July 1, 2006

30 years of service: For three years, the Town shall pay \$4,000 per year toward the annual cost, and the retiree shall pay the difference, payable on a monthly basis, until Medicare eligible;

25 years of service: For three years, the Town shall pay \$2,666 per year toward the annual cost, and the retiree shall pay the difference, payable on a monthly basis, until Medicare eligible;

20 years of service: For three years, the Town shall pay \$1,333 per year toward the annual cost, and the retiree shall pay the difference, payable on a monthly basis, until Medicare eligible.

Police Employees

The Town is obligated to provide health insurance coverage until the retiree reaches age 65, or until the retiree or spouse obtains an alternative health insurance plan. Employees retiring on or after July 1, 2007 shall contribute 70% of the health care premium co-share that they were paying as an active employee at the time of their retirement.

EMT Employees

The Town pays \$4,000 per year towards health insurance for employees who have 30 years or more of service or until Medicare eligible; \$2,666 per year for 25 years of service and \$1,333 for 20 years of service. The benefit is paid for three years for eligible employees. Employees retiring on or after July 1, 2021 aged 55 with 25 years of service are eligible for free HDHP coverage funded 100% by the Town.

Public Works Employees Hired Before July 1, 2005

These employees will receive the same medical insurance plan and shall be subject to the same premium co-payment as active employees covered under the collective bargaining agreement until age 65. Further, members who retire due to disability after July 1, 2005 will be eligible to receive health care for a 60-month period from the date of retirement or until age 65, whichever comes first. If any such retired employee or his or her spouse has an alternative medical plan available for said retiree, then this provision shall not apply.

Public Works Employees Hired After July 1, 2005

30 years of service: For three years, the Town shall pay \$4,000 per year toward the annual cost, and the retiree shall pay the difference, payable on a monthly basis, until Medicare eligible;

TOWN OF SOUTH KINGSTOWN, RHODE ISLAND
NOTES TO FINANCIAL STATEMENTS
JUNE 30, 2024

NOTE 12 OTHER POSTEMPLOYMENT BENEFIT (OPEB) PLAN (CONTINUED)

A. The Town of South Kingstown OPEB Trust (the Trust) (Continued)

Contributions (Continued)

Public Works Employees Hired After July 1, 2005 (Continued)

25 years of service: For three years, the Town shall pay \$2,666 per year toward the annual cost, and the retiree shall pay the difference, payable on a monthly basis, until Medicare eligible;

20 years of service: For three years, the Town shall pay \$1,333 per year toward the annual cost, and the retiree shall pay the difference, payable on a monthly basis, until Medicare eligible.

School Employees

The Town of South Kingstown School Department pays 100% of the cost of life, dental and health insurance benefits for teachers and administrator retirees who retired prior to September 1, 2008 for a period of up to five years after retirement or until the retiree reaches the age of 70. Teacher and administrator retirees who retired after September 1, 2008 pay the amount of their employee cost-share at the time of their retirement, for health insurance only, for the five-year period.

To be eligible for postemployment benefits, the employee must be eligible to retire under the MERS.

For the year ended June 30, 2024, town and school plan members contributed \$218,180 of premium payments. The Town is required to contribute the balance of the current premium cost and may contribute an additional amount as determined by the Town in order to prefund benefits.

Investments

Investment Policy

The Trust's policy in regard to the allocation of invested assets is established and may be amended by the VIAS discretionary investment management agreement approved and signed by the Town's plan administrator and any other investment policy established by the Town. It is the policy of the Town to pursue an investment strategy that reduced risk through the prudent diversification of the portfolio across a broad selection of distinct asset classes. The Town's investment policy discourages the use of cash equivalents, except for liquidity purposes, and aims to refrain from dramatically shifting asset class allocations over a short-term span.

Rate of Return

For the year ended June 30, 2024, the annual money-weighted rate of return on investments, net of investment expense, was 11.16%. The money weighted rate of return expresses investment performance, net of investment expense, adjusted for the changing amounts actually invested.

**TOWN OF SOUTH KINGSTOWN, RHODE ISLAND
NOTES TO FINANCIAL STATEMENTS
JUNE 30, 2024**

NOTE 12 OTHER POSTEMPLOYMENT BENEFIT (OPEB) PLAN (CONTINUED)

A. The Town of South Kingstown OPEB Trust (the Trust) (Continued)

Net OPEB Asset of the Town

The components of the net OPEB asset of the Town at June 30, 2024, were as follows:

Total OPEB Liability	\$ 17,032,174
Plan Fiduciary Net Position	25,603,191
Town's Net OPEB Asset	<u>\$ (8,571,017)</u>

Plan Fiduciary Net Position as a Percentage of the Total OPEB Liability	150.3%
--	--------

The Town's net OPEB asset was measured as of June 30, 2024, and the total OPEB liability used to calculate the net OPEB asset was determined by an actuarial valuation as of that date.

Actuarial Assumptions

The total OPEB liability in the June 30, 2024 actuarial valuation was determined using the following actuarial assumptions, applied to all periods included in the measurement, unless otherwise specified:

Inflation	2.20% per year
Projected Salary Increases	3.00%
Investment Rate of Return	6.90%
Healthcare Cost Trend Rate	Initial rate of 8.00% decreasing by 0.50% annually to an ultimate rate of 4.50%

Mortality rates were based on the following:

- Healthy School NEA (Teachers) Participants: SOA Pub-2010 Teachers Headcount Weighted Mortality Table fully generational using Scale MP-2021.
- Healthy IBPO/EMT Participants: SOA Pub-2010 Public Safety Headcount Weighted Mortality Table fully generational using Scale MP-2021.
- All Other Healthy Participants: SOA Pub-2010 General Headcount Weighted Mortality Table fully generational using Scale MP-2021.
- Surviving Spouses: SOA Pub-2010 Continuing Survivor Headcount Weighted Mortality Table fully generational using Scale MP-2021.
- Disabled IBPO/EMT Participants: SOA Pub-2010 Public Safety Disabled Headcount Weighted Mortality Table fully generational using Scale MP-2021.
- All Other Disabled Participants: SOA Pub-2010 Non-Safety Disabled Headcount Weighted Mortality Table fully generational using Scale MP-2021.

The long-term expected rate of return on OPEB plan investments is assumed to be 6.90%. This was determined using a building-block method in which expected future real rates of return (expected returns, net of pension plan investment expense and inflation) are developed for each major asset class.

TOWN OF SOUTH KINGSTOWN, RHODE ISLAND
NOTES TO FINANCIAL STATEMENTS
JUNE 30, 2024

NOTE 12 OTHER POSTEMPLOYMENT BENEFIT (OPEB) PLAN (CONTINUED)

A. The Town of South Kingstown OPEB Trust (the Trust) (Continued)

Actuarial Assumptions (Continued)

These expected real future rates are then combined to produce the long-term expected rate of return by weighting them based on the target asset allocation percentage and by adding in expected inflation (2.20%). The best estimates of arithmetic real rates of return for each major asset class included in the OPEB Plan's target asset allocation as of June 30, 2024 are summarized in the following table:

Asset Class	Target Allocation	Long-Term Expected Real Rate of Return
U.S. Equity	36.00 %	7.50 %
Non-U.S. Equity	18.00	7.10
Other Growth	6.00	7.00
Fixed Income	40.00	5.40
Total	<u>100.00 %</u>	

Discount Rate

The discount rate used to measure the total OPEB liability at June 30, 2024 and 2023 was 6.90% and 6.60%, respectively. The projection of cash flows used to determine the discount rate assumed that plan member contributions will be made at the current contribution rate and that Town contributions will be made at rates equal to the difference between actuarially determined contribution rates and the member rate. Based on those assumptions, the pension plan's fiduciary net position was projected to be available to make all projected future benefit payments of current plan members. Therefore, the long-term expected rate of return on investments was applied to all periods of projected benefit payments to determine the total OPEB liability.

Changes in the Net OPEB Liability (Asset)

	Increase (Decrease)		
	Total OPEB Liability	Plan Fiduciary Net Position	Net OPEB Liability (Asset)
Balances as of July 1, 2023	\$ 17,463,549	\$ 22,535,769	\$ (5,072,220)
Changes for the Year			
Service Cost	627,363	-	627,363
Interest on the Total Pension Liability	1,139,621	-	1,139,621
Changes in Benefits	-	-	-
Changes in Assumptions	523,704	-	523,704
Difference Between Expected and Actual Experience	(1,047,453)		(1,047,453)
Employer Contributions	-	2,056,300	(2,056,300)
Retired Members Contributions	-	-	-
Net Investment Income	-	2,748,129	(2,748,129)
Benefit Payments	(1,674,610)	(1,674,610)	-
Administrative Expense	-	(62,397)	62,397
Other Changes	-	-	-
Net Changes	<u>(431,375)</u>	<u>3,067,422</u>	<u>(3,498,797)</u>
Balances as of June 30, 2024	<u>\$ 17,032,174</u>	<u>\$ 25,603,191</u>	<u>\$ (8,571,017)</u>

**TOWN OF SOUTH KINGSTOWN, RHODE ISLAND
NOTES TO FINANCIAL STATEMENTS
JUNE 30, 2024**

NOTE 12 OTHER POSTEMPLOYMENT BENEFIT (OPEB) PLAN (CONTINUED)

A. The Town of South Kingstown OPEB Trust (the Trust) (Continued)

Sensitivity of the Net OPEB (Asset) Liability to Changes in the Discount Rate

The following presents the net OPEB (asset) liability of the Town, as well as what the Town's net OPEB (asset) liability would be if it were calculated using a discount rate that is one percentage point lower or one percentage point higher than the current rate:

	1% Decrease (5.90%)	Current Discount (6.90%)	1% Increase (7.90%)
Net OPEB (Asset) Liability	\$ (7,403,428)	\$ (8,571,017)	\$ (9,650,899)

Sensitivity of the Net OPEB (Asset) Liability to Changes in the Healthcare Cost Trend Rate

The following presents the net OPEB (asset) liability of the Town, as well as what the Town's net OPEB (asset) liability would be if it were calculated using healthcare cost trend rate that is one percentage point lower or one percentage point higher than the current rate:

	1% Decrease (7.00% Decreasing to 3.50%)	Healthcare Cost Trend Rates (8.00% Decreasing to 4.50%)	1% Increase (8900% Decreasing to 5.50%)
Net OPEB (Asset) Liability	\$ (9,914,311)	\$ (8,571,017)	\$ (7,037,761)

OPEB Expense and Deferred Outflows of Resources and Deferred Inflows of Resources Related to OPEB

For the year ended June 30, 2024, the Town recognized contra OPEB expense of \$458,595. At June 30, 2024, the Town reported deferred outflows of resources and deferred inflows of resources related to OPEB from the following sources:

	Deferred Outflows of Resources	Deferred Inflows of Resources
Difference Between Expected and Actual Experience	\$ -	\$ (6,007,539)
Changes of Assumptions	1,977,572	(156,324)
Net Difference Between Projected and Actual Earnings on OPEB Plan Investments	-	(58,439)
Total	\$ 1,977,572	\$ (6,222,302)

**TOWN OF SOUTH KINGSTOWN, RHODE ISLAND
NOTES TO FINANCIAL STATEMENTS
JUNE 30, 2024**

NOTE 12 OTHER POSTEMPLOYMENT BENEFIT (OPEB) PLAN (CONTINUED)

A. The Town of South Kingstown OPEB Trust (the Trust) (Continued)

OPEB Expense and Deferred Outflows of Resources and Deferred Inflows of Resources Related to OPEB (Continued)

Amounts reported as deferred outflows of resources and deferred inflows of resources related to OPEB will be recognized in OPEB expense as follows:

<u>Year Ending June 30,</u>	<u>Net Deferred Outflow (Inflow) of Resources</u>
2025	\$ (823,027)
2026	(196,480)
2027	(1,110,940)
2028	(1,024,111)
2029	(450,412)
Thereafter	(639,760)
Total	<u>\$ (4,244,730)</u>

NOTE 13 TAX ABATEMENTS

As of June 30, 2024, the Town provides tax abatements through multiple programs:

- The Jewish Children’s Home of Rhode Island
- South Kingstown Land Trust
- South County Hospital

The Jewish Children’s Home of Rhode Island Program (Camp JORI) provides real property tax abatements for the provision of a summer camp for disadvantaged Jewish children including full-pay tuition. Authority for the Camp JORI abatement program is granted under Rhode Island General Assembly (Public Laws of 2003, Chapter 220). Eligibility requirements for the Camp JORI are that the program provide disadvantaged children with opportunities and allows the children cultural enrichment. The abatement is granted on the excess land value generally assessed as “open space” and carrying a value of \$500 to \$5,000 per acre. A payment in lieu of taxes is made annually and is based on the current year tax rate. For the fiscal year ended June 30, 2024, taxes abated through this program total \$60,071. There are no provisions to recapture abated taxes under this program; however, any sale or transfer of the premises to any other entity will terminate the agreement effective upon the date in which the sale or transfer occurs. No other commitments have been made by the Town to the abatement recipient under this program.

The South Kingstown Land Trust Abatement Program (SK Land Trust) provides real property tax abatements to encourage the conservation of natural resources of the Town through preservation and stewardship of open spaces. Authority for the SK Land Trust Program is granted under Rhode Island General Assembly (Public Laws of 2003, Chapter 220).

TOWN OF SOUTH KINGSTOWN, RHODE ISLAND
NOTES TO FINANCIAL STATEMENTS
JUNE 30, 2024

NOTE 13 TAX ABATEMENTS (CONTINUED)

Eligibility requirements are that the recipient provides lasting protection of the Town's open spaces, wildlife habitats, farm and forest lands, aquifers and recharge areas and coastal ecosystems. The abatement is granted on 50% of the property value. For the fiscal year ended June 30, 2024, taxes abated through this program total \$5,034. There are no provisions to recapture abated taxes under this program, however any sale or transfer of the premises to any other entity will terminate the agreement effective upon the date in which the sale or transfer occurs. No other commitments have been made by the Town to the abatement recipient under this program.

The South County Hospital Abatement Program (So Co Hospital) provides real property tax abatements to property owned by So Co Hospital and leased to for-profit business corporations in order to encourage the construction of such facilities. Authority for the So Co Hospital Abatement Program is granted under Rhode Island General Assembly (Public Laws of 1997, Chapter 245). Eligibility requirements are that the property being leased in the aforementioned manner is not to exceed 85% of the space. The abatement is granted on 100% of the property value being leased to the commercial entities with a payment in lieu of taxes made instead that is based on an agreed-upon value modified by the current tax rate. For the fiscal year ended June 30, 2024, taxes abated through this program total \$446,610. There are no provisions to recapture abated taxes under this program; however, any sale or transfer of the premises to any other entity will terminate the agreement effective upon the date in which the sale or transfer occurs. No other commitments have been made by the Town to the abatement recipient under this program.

NOTE 14 SIGNIFICANT COMMITMENTS

Community Septic System Loan Program

On August 30, 2002, the Town entered into an agreement with the Rhode Island Clean Water Finance Agency to finance the Town's Community Septic System Loan Program. The loan agreement provides the Town with a \$300,000 nonrestoring line of credit. The proceeds of the loan shall be used by the Town for the establishment of an operation of a Community Septic System Loan Program. The Program provides for the Town to make loans to property owners of the Town for the repair or replacement of failed or failing septic systems. The individual loans to be made to property owners shall be underwritten by the Town with the assistance of the Rhode Island Housing Mortgage Finance Corporation (RIHMFC). RIHMFC, on behalf of the Town, shall perform all administrative functions related to servicing the individual loans, including disbursing loans to property owners and collecting and remitting borrower loan payments. The loan has a zero interest rate to the Town and 4% to property owners. The Town is only required to make principal repayments in the event that individual property owners default on their loans. Accordingly, the potential liability has not been accrued (reported) in the Town's financial statements. As of June 30, 2024, there are \$300,000 in loans issued and an available (nonrestoring) line-of-credit balance of \$-0-

In June 2005, the Town Council authorized and entered into a second agreement with Rhode Island Clean Water Finance Agency to finance the Town's Community Septic System Loan Program.

TOWN OF SOUTH KINGSTOWN, RHODE ISLAND
NOTES TO FINANCIAL STATEMENTS
JUNE 30, 2024

NOTE 14 SIGNIFICANT COMMITMENTS (CONTINUED)

Community Septic System Loan Program (Continued)

The loan agreement provides the Town with an additional \$1,000,000 nonrestoring line of credit that will be funded in three increments of \$300,000 and a final increment of \$100,000. Each increment will be funded only upon the complete drawdown of all prior increments. The proceeds of the loan shall be used by the Town towards the operation of the community Septic System Loan Program. The terms of the loan program are consistent with the terms described in the above-noted paragraph except that the new agreement has a 2% (versus 4%) interest rate to property owners. As of June 30, 2024, there are \$1,000,000 in loans issued and an available (nonrestoring) line-of-credit balance of \$0-

In August 2010, the Board of Directors of the Rhode Island Clean Water Finance Agency, pursuant to policies and procedures adopted in accordance with Title VI of the Federal Clean Water Act and Chapter 12.2 of the Rhode Island General Laws, notified the Town that it has been approved for an additional \$1,000,000 of funding for the Community Septic System Loan Program. The loan total will be funded in three increments of \$300,000 and a final increment of \$100,000. As of June 30, 2024, there is an available line-of-credit balance of \$4,667.

NOTE 15 RISK MANAGEMENT

A. Rhode Island Inter-Local Risk Management Trust

The Town is a member of the Rhode Island Inter-Local Risk Management Trust. This cooperative pool with other Rhode Island cities and towns provides insurance coverage for the Town's risks of loss.

The Town became a member on July 1, 1988. The Trust provides all property, liability and workers' compensation insurance coverage for the Town. Property and liability claims are subject to a \$2,500 deductible with the exception of public officials' liability claims, which are subject to a \$5,000 deductible. The Trust's self-insured retention levels range from \$10,000 to \$1,000,000 depending on the type of coverage provided. In addition to the self-insurance provided by the Trust, there is also reinsurance through third-party sources for claims up to \$5,000,000.

The Trust is a nonprofit organization that is governed by a Board of Trustees composed of officials of member organizations or their representatives. In addition to insurance coverage, the Trust provides risk management services with emphasis on loss control, risk management, education and training, claims administration and other services to its members.

Upon joining the trust, members sign a participation agreement that outlines the rights and responsibilities of both the members and the Trust. The agreement states that for premiums paid by members, the Trust will assume financial responsibility for members' losses up to the maximum amount of insurance purchased, minus members' deductible amounts.

**TOWN OF SOUTH KINGSTOWN, RHODE ISLAND
NOTES TO FINANCIAL STATEMENTS
JUNE 30, 2024**

NOTE 15 RISK MANAGEMENT (CONTINUED)

A. Rhode Island Inter-Local Risk Management Trust (Continued)

Additionally, should a member decide to withdraw from the Trust, the participation agreement requires three months' notice and the payment of a severance penalty.

There have been no reductions in insurance coverage from coverage in the previous year. Settlements have not exceeded insurance coverage since becoming a member of the Trust on July 1, 1988.

NOTE 16 RESTATEMENT

The debt service and nonmajor funds fund balances have been restated as follows:

	School Improvement Fund Fund Balance	Debt Service Fund Fund Balance	Nonmajor Governmental Funds Fund Balance
Governmental Funds:			
Balance as Previously Reported, Beginning of Year	\$ 213,207	\$ 2,428,314	\$ 27,463,968
Adjustment:			
Transfer of Guild Operating Revenue to the Debt Service Fund Not Previously Recorded	-	75,752	(75,752)
Reclassification of Major Funds:			
School Improvement Fund Now Reported as a Nonmajor Governmental Fund	(213,207)	-	213,207
Balance as Restated, Beginning of Year	\$ -	\$ 2,504,066	\$ 27,601,423

NOTE 17 CONTINGENCIES

Liabilities for legal cases and other claims against governmental funds are recorded in the governmental funds when the ultimate liability can be estimated, and such cases are expected to be settled with available expendable financial resources.

The Town has been notified by the Environmental Protection Agency (EPA) that two former landfills have been placed on the Superfund list. The Rose Hill Regional Landfill was previously operated by the towns of South Kingstown and Narragansett, Rhode Island. A Record of Decision (ROD) was issued in December 1999, which delineates EPA's approved remediation strategy for the site. Consent Decree negotiations with EPA began in November 2000 and were completed in January 2003. The towns have paid \$4,125,000 to settle all past and future federal liabilities associated with the Rose Hill site.

South Kingstown's \$2,000,000 payment to the federal government was funded with a 20-year general obligation bond sold in September 2002 at an interest rate of 1.648%. Repayment of the debt service associated with this bond will be provided from funds held in reserve within the Solid Waste Fund and from property taxes.

TOWN OF SOUTH KINGSTOWN, RHODE ISLAND
NOTES TO FINANCIAL STATEMENTS
JUNE 30, 2024

NOTE 17 CONTINGENCIES (CONTINUED)

The Town also paid \$504,932 for state natural resource damages and \$62,500 for its share of federal natural resource damages. The Consent Decree also requires reimbursement of 30% of the state of Rhode Island costs associated with the remediation of this landfill site and ongoing operation and maintenance costs. This cost of \$3,941,566 will also be shared equally between the two towns. The remaining balance of the Town's share of the estimated cost of reimbursing the State is \$872,275 at June 30, 2024. Accordingly, this amount has been reported as a liability in the government-wide financial statements. This balance will be paid off during fiscal year ending 2037.

In addition to the above, the government is a defendant in various lawsuits. Although the outcome of these lawsuits is not presently determinable, management does not anticipate that the resolution of these matters will not have a material adverse effect on the financial condition of the government.

The Town has received grants from various federal and state agencies for specific purposes that are subject to review and audit by the grantor agencies. Such audits could lead to requests for reimbursement to the grantor agencies for expenditures disallowed under the terms of the grant. Town officials are of the opinion that such disallowances, if any, would be immaterial to the financial statements.

REQUIRED SUPPLEMENTARY INFORMATION

TOWN OF SOUTH KINGSTOWN, RHODE ISLAND
GENERAL FUND
SCHEDULE OF REVENUES, EXPENDITURES, AND CHANGES IN FUND BALANCE
BUDGET AND ACTUAL
YEAR ENDED JUNE 30, 2024
(BUDGETARY BASIS)

	Budgeted Amounts		Actual	Variance with Final Budget - Positive (Negative)
	Original	Final		
REVENUES				
Property Tax Revenues	\$ 76,483,793	\$ 76,483,793	\$ 76,427,262	\$ (56,531)
Intergovernmental Revenues	11,923,079	11,923,079	12,087,142	164,063
Licenses, Fees, Tuition, and Rent	1,793,669	1,793,669	1,858,207	64,538
Other Local Revenues	3,121,985	3,121,988	4,096,718	974,730
Use of Fund Balance	1,314,008	1,314,008	1,043,608	(270,400)
Total Revenues	<u>94,636,534</u>	<u>94,636,537</u>	<u>95,512,937</u>	<u>876,400</u>
EXPENDITURES				
Current:				
General Government	6,063,836	6,049,919	5,659,320	390,599
Public Safety	14,901,551	14,966,969	14,307,749	659,220
Public Works	3,439,747	3,334,396	2,852,883	481,513
Recreation	2,282,078	2,282,078	1,960,516	321,562
Public Libraries	1,404,269	1,404,269	1,389,463	14,806
Education	62,635,680	62,635,680	60,950,126	1,685,554
Pension and Other Employee Benefits	835,314	835,064	1,104,017	(268,953)
Total Expenditures	<u>91,562,475</u>	<u>91,508,375</u>	<u>88,224,074</u>	<u>3,284,301</u>
EXCESS OF REVENUES OVER EXPENDITURES	3,074,059	3,128,162	7,288,863	4,160,701
OTHER FINANCING USES				
Transfers In	1,049,000	1,049,000	1,437,123	388,123
Transfers Out	(4,123,059)	(4,177,162)	(5,047,300)	(870,138)
Total Other Financing Uses	<u>(3,074,059)</u>	<u>(3,128,162)</u>	<u>(3,610,177)</u>	<u>(482,015)</u>
EXCESS OF REVENUES AND OTHER SOURCES	<u>\$ -</u>	<u>\$ -</u>	3,678,686	<u>\$ 3,678,686</u>

Budgetary excess of revenues over expenditures is different than GAAP net change in fund balance because of the following reconciling items:

Use of Fund Balance is Not a GAAP Revenue	(1,043,608)
Cancellation of Prior Year Encumbrances is Not a GAAP Revenue	(25,974)
Reimbursement of Fund Balance from School Dept to Town-Prior Year	(80,000)
Investment income recognized in GASB 54 funds	1,245
Recognition of Fair Value of Investments	292,787
Change in Encumbrances	(41,360)
Lease interest recognized in accordance with GASB 87	<u>138,161</u>

Total Net Change in Fund Balance - GAAP Basis

\$ 2,919,937

TOWN OF SOUTH KINGSTOWN, RHODE ISLAND
MUNICIPAL EMPLOYEES' RETIREMENT SYSTEM AGENT PLAN
SCHEDULE OF CHANGES IN THE TOWN'S NET PENSION LIABILITY AND RELATED RATIOS
GENERAL EMPLOYEES
LAST TEN FISCAL YEARS

	2024	2023	2022	2021	2020	2019	2018	2017	2016	2015
Total Pension Liability										
Service Cost	\$ 1,077,292	\$ 1,050,354	\$ 1,117,484	\$ 1,152,324	\$ 1,203,577	\$ 1,218,311	\$ 1,188,057	\$ 1,177,994	\$ 1,178,841	\$ 1,187,868
Interest on the Total Pension Liability	5,181,790	5,054,555	4,948,741	4,917,590	4,749,160	4,576,056	4,486,906	4,294,016	4,112,669	3,904,997
Changes of Benefit Terms	-	-	-	-	-	-	-	-	1,025,090	
Difference Between Expected and Actual Experience	882,097	387,791	(101,089)	(916,985)	315,654	308,036	213,561	388,521	(897,943)	
Changes of Assumptions	(143,814)	-	-	(605,921)	-	-	3,074,881	-	-	431,607
Benefit Payments, Including Refunds of Employee Contributions	(4,789,233)	(4,587,821)	(4,252,067)	(3,917,097)	(3,756,129)	(3,488,130)	(3,375,303)	(3,212,066)	(2,788,503)	(2,713,486)
Net Change in Total Pension Liability	2,208,132	1,904,879	1,713,069	629,911	2,512,262	2,614,273	5,588,102	2,648,465	2,630,154	2,810,986
Total Pension Liability - Beginning	75,881,537	73,976,658	72,263,589	71,633,678	69,121,416	66,507,143	60,919,041	58,270,576	55,640,422	52,829,436
Total Pension Liability - Ending (a)	<u>\$ 78,089,669</u>	<u>\$ 75,881,537</u>	<u>\$ 73,976,658</u>	<u>\$ 72,263,589</u>	<u>\$ 71,633,678</u>	<u>\$ 69,121,416</u>	<u>\$ 66,507,143</u>	<u>\$ 60,919,041</u>	<u>\$ 58,270,576</u>	<u>\$ 55,640,422</u>
Plan Fiduciary Net Position										
Contributions - Employer	\$ 1,749,400	\$ 1,588,324	\$ 1,655,036	\$ 1,616,178	\$ 1,574,009	\$ 1,454,110	\$ 1,481,417	\$ 1,392,328	\$ 1,420,102	\$ 1,298,368
Contributions - Employee	343,105	336,589	370,253	388,409	398,154	416,695	431,900	420,375	246,747	247,508
Net Investment Income (Loss)	5,562,139	(1,880,471)	15,575,156	2,164,425	3,642,487	4,285,588	5,792,423	(6,478)	1,213,363	6,851,087
Benefit Payments, Including Refunds of Employee Contributions	(4,789,233)	(4,587,821)	(4,252,067)	(3,917,097)	(3,756,129)	(3,488,130)	(3,375,303)	(3,212,066)	(2,788,503)	(2,713,486)
Pension Plan Administrative Expense	(59,868)	(64,105)	(59,345)	(59,635)	(56,923)	(57,052)	(54,725)	(57,861)	(48,275)	(42,901)
Other	149,310	(247,253)	(563,682)	266,883	(246,782)	116,920	36,837	(79,911)	293,093	4,317
Net Change in Plan Fiduciary Net Position	2,954,853	(4,854,737)	12,725,351	459,163	1,554,816	2,728,131	4,312,549	(1,543,613)	336,527	5,644,893
Plan Fiduciary Net Position - Beginning	67,157,083	72,011,820	59,286,469	58,827,306	57,272,490	54,544,359	50,231,810	51,775,423	51,438,896	45,794,003
Plan Fiduciary Net Position - Ending (b)	<u>70,111,936</u>	<u>67,157,083</u>	<u>72,011,820</u>	<u>59,286,469</u>	<u>58,827,306</u>	<u>57,272,490</u>	<u>54,544,359</u>	<u>50,231,810</u>	<u>51,775,423</u>	<u>51,438,896</u>
Net Pension Liability - Ending (a) - (b)	<u>\$ 7,977,733</u>	<u>\$ 8,724,454</u>	<u>\$ 1,964,838</u>	<u>\$ 12,977,120</u>	<u>\$ 12,806,372</u>	<u>\$ 11,848,926</u>	<u>\$ 11,962,784</u>	<u>\$ 10,687,231</u>	<u>\$ 6,495,153</u>	<u>\$ 4,201,526</u>
Plan Fiduciary Net Position as a Percentage of the Total Pension Liability	89.78%	88.50%	97.34%	82.04%	82.12%	82.86%	82.01%	82.46%	88.85%	92.45%
Covered Payroll	\$ 13,688,587	\$ 12,840,511	\$ 13,271,777	\$ 13,290,936	\$ 13,373,078	\$ 12,946,981	\$ 12,761,089	\$ 12,335,012	\$ 12,266,819	\$ 11,878,682
Net Pension Liability as a Percentage of Covered Payroll	58.28%	67.94%	14.80%	97.64%	95.76%	91.52%	93.74%	86.64%	52.95%	35.37%

TOWN OF SOUTH KINGSTOWN, RHODE ISLAND
MUNICIPAL EMPLOYEES' RETIREMENT SYSTEM AGENT PLAN
SCHEDULE OF CHANGES IN THE TOWN'S NET PENSION LIABILITY AND RELATED RATIOS
POLICE
LAST TEN FISCAL YEARS

	2024	2023	2022	2021	2020	2019	2018	2017	2016	2015
Total Pension Liability:										
Service Cost	\$ 842,728	\$ 826,529	\$ 766,679	\$ 778,731	\$ 753,057	\$ 712,220	\$ 611,529	\$ 600,941	\$ 553,069	\$ 550,738
Interest on the Total Pension Liability	2,603,730	2,536,097	2,439,151	2,390,723	2,320,873	2,169,463	2,164,555	2,186,552	2,031,908	1,977,138
Changes of Benefit Terms	-	-	-	-	-	-	-	-	948,578	-
Difference Between Expected and Actual Experience of the Total Pension Liability	852,884	(282,209)	97,398	(1,151,920)	(265,606)	1,045,056	(687,204)	(1,391,195)	163,450	-
Changes of Assumptions	(149,842)	-	-	558,650	-	-	1,737,944	-	-	(164,150)
Benefit Payments, Including Refunds of Employee Contributions	(2,245,807)	(1,998,876)	(1,897,520)	(1,859,146)	(1,787,461)	(1,780,867)	(1,710,279)	(1,679,490)	(1,638,543)	(1,630,699)
Net Change in Total Pension Liability	1,903,693	1,081,541	1,405,708	717,038	1,020,863	2,145,872	2,116,545	(283,192)	2,058,462	733,027
Total Pension Liability - Beginning	37,897,678	36,816,137	35,410,429	34,693,391	33,672,528	31,526,656	29,410,111	29,693,303	27,634,841	26,901,814
Total Pension Liability - Ending (a)	<u>\$ 39,801,371</u>	<u>\$ 37,897,678</u>	<u>\$ 36,816,137</u>	<u>\$ 35,410,429</u>	<u>\$ 34,693,391</u>	<u>\$ 33,672,528</u>	<u>\$ 31,526,656</u>	<u>\$ 29,410,111</u>	<u>\$ 29,693,303</u>	<u>\$ 27,634,841</u>
Plan Fiduciary Net Position:										
Contributions - Employer	\$ 1,215,289	\$ 1,112,644	\$ 1,080,517	\$ 1,045,441	\$ 819,275	\$ 786,772	\$ 825,285	\$ 794,657	\$ 712,921	\$ 468,675
Contributions - Employee	444,616	426,854	389,375	382,105	367,885	346,748	328,146	319,163	251,692	257,164
Net Investment Income (Loss)	2,620,556	(867,692)	6,991,367	941,449	1,565,078	1,814,095	2,453,239	(7,368)	511,433	2,930,811
Benefit Payments, Including Refunds of Employee Contributions	(2,245,807)	(1,998,876)	(1,897,520)	(1,859,146)	(1,787,461)	(1,780,867)	(1,710,279)	(1,679,490)	(1,638,543)	(1,630,699)
Pension Plan Administrative Expense	(28,206)	(29,580)	(26,639)	(25,939)	(24,458)	(24,150)	(23,177)	(19,819)	(19,499)	(18,353)
Other	37,931	19,829	-	27,120	92,649	-	2,262	(5,036)	416	801
Net Change in Plan Fiduciary Net Position	2,044,379	(1,336,821)	6,537,100	511,030	1,032,968	1,142,598	1,875,476	(597,893)	(181,580)	2,008,399
Plan Fiduciary Net Position - Beginning	30,987,803	32,324,624	25,787,524	25,276,494	24,243,526	23,100,928	21,225,452	21,823,345	22,004,925	19,996,526
Plan Fiduciary Net Position - Ending (b)	<u>33,032,182</u>	<u>30,987,803</u>	<u>32,324,624</u>	<u>25,787,524</u>	<u>25,276,494</u>	<u>24,243,526</u>	<u>23,100,928</u>	<u>21,225,452</u>	<u>21,823,345</u>	<u>22,004,925</u>
Net Pension Liability - Ending (a) - (b)	<u>\$ 6,769,189</u>	<u>\$ 6,909,875</u>	<u>\$ 4,491,513</u>	<u>\$ 9,622,905</u>	<u>\$ 9,416,897</u>	<u>\$ 9,429,002</u>	<u>\$ 8,425,728</u>	<u>\$ 8,184,659</u>	<u>\$ 7,869,958</u>	<u>\$ 5,629,916</u>
Plan Fiduciary Net Position as a Percentage of the Total Pension Liability	82.99%	81.77%	87.80%	72.82%	72.86%	72.00%	73.27%	72.17%	73.50%	79.63%
Covered Payroll	\$ 4,321,684	\$ 4,232,098	\$ 3,893,748	\$ 3,821,056	\$ 3,678,831	\$ 3,467,480	\$ 3,284,260	\$ 3,213,589	\$ 3,128,217	\$ 3,120,331
Net Pension Liability as a Percentage of Covered Payroll	156.63%	163.27%	115.35%	251.84%	255.98%	271.93%	256.55%	254.69%	251.58%	180.43%

TOWN OF SOUTH KINGSTOWN, RHODE ISLAND
MUNICIPAL EMPLOYEES' RETIREMENT SYSTEM AGENT PLAN
SCHEDULE OF CHANGES IN THE TOWN'S NET PENSION LIABILITY AND RELATED RATIOS
EMT
LAST TEN FISCAL YEARS

	2024	2023	2022	2021	2020	2019	2018	2017	2016	2015
Total Pension Liability:										
Service Cost	\$ 220,471	\$ 216,864	\$ 220,708	\$ 210,513	\$ 177,617	\$ 157,663	\$ 152,115	\$ 144,725	\$ 144,842	\$ 135,144
Interest on the Total Pension Liability	346,767	326,791	300,383	284,831	290,630	278,283	257,163	245,078	219,726	204,900
Changes of Benefit Terms	-	-	-	-	-	-	-	-	180,010	
Difference Between Expected and Actual Experience of the Total Pension Liability	(78,796)	(85,266)	10,548	(102,946)	(435,897)	(111,537)	97,946	(119,389)	(85,523)	
Changes of Assumptions	(14,059)	-	-	(39,995)	-	-	192,403	-	-	(41,805)
Benefit Payments, Including Refunds of Employee Contributions	(178,394)	(171,239)	(133,691)	(136,960)	(126,334)	(189,661)	(121,882)	(104,062)	(137,877)	(72,944)
Net Change in Total Pension Liability	295,989	287,150	397,948	215,443	(93,984)	134,748	577,745	166,352	321,178	225,295
Total Pension Liability - Beginning	4,932,776	4,645,626	4,247,678	4,032,235	4,126,219	3,991,471	3,413,726	3,247,374	2,926,196	2,700,901
Total Pension Liability - Ending (a)	<u>\$ 5,228,765</u>	<u>\$ 4,932,776</u>	<u>\$ 4,645,626</u>	<u>\$ 4,247,678</u>	<u>\$ 4,032,235</u>	<u>\$ 4,126,219</u>	<u>\$ 3,991,471</u>	<u>\$ 3,413,726</u>	<u>\$ 3,247,374</u>	<u>\$ 2,926,196</u>
Plan Fiduciary Net Position:										
Contributions - Employer	\$ 54,214	\$ 42,482	\$ 37,579	\$ 68,210	\$ 41,620	\$ 26,042	\$ 39,491	\$ 41,920	\$ 49,050	\$ 33,018
Contributions - Employee	109,523	105,942	108,297	99,722	83,742	74,194	80,103	77,657	65,837	63,498
Net Investment Income (Loss)	512,987	(167,260)	1,334,293	176,331	283,247	321,512	434,255	(1,271)	85,550	478,328
Benefit Payments, Including Refunds of Employee Contributions	(178,394)	(171,239)	(133,691)	(136,960)	(126,334)	(189,661)	(121,882)	(104,062)	(137,877)	(72,944)
Pension Plan Administrative Expense	(5,522)	(5,702)	(5,084)	(4,858)	(4,426)	(4,280)	(4,103)	(3,419)	(3,431)	(2,995)
Other	-	-	(2,221)	52,965	(1)	(20,290)	(9)	(1)	1	155
Net Change in Plan Fiduciary Net Position	492,808	(195,777)	1,339,173	255,410	277,848	207,517	427,855	10,824	59,130	499,060
Plan Fiduciary Net Position - Beginning	5,973,334	6,169,111	4,829,938	4,574,528	4,296,680	4,089,163	3,661,308	3,650,484	3,591,354	3,092,294
Plan Fiduciary Net Position - Ending (b)	<u>6,466,142</u>	<u>5,973,334</u>	<u>6,169,111</u>	<u>4,829,938</u>	<u>4,574,528</u>	<u>4,296,680</u>	<u>4,089,163</u>	<u>3,661,308</u>	<u>3,650,484</u>	<u>3,591,354</u>
Net Pension Liability (Asset) - Ending (a) - (b)	<u>\$ (1,237,377)</u>	<u>\$ (1,040,558)</u>	<u>\$ (1,523,485)</u>	<u>\$ (582,260)</u>	<u>\$ (542,293)</u>	<u>\$ (170,461)</u>	<u>\$ (97,692)</u>	<u>\$ (247,582)</u>	<u>\$ (403,110)</u>	<u>\$ (665,158)</u>
Plan Fiduciary Net Position as a Percentage of the Total Pension Liability	123.66%	121.09%	132.79%	113.71%	113.45%	104.13%	102.45%	107.25%	112.41%	122.73%
Covered Payroll	\$ 1,095,234	\$ 1,059,422	\$ 1,082,963	\$ 997,221	\$ 837,419	\$ 741,945	\$ 801,028	\$ 778,090	\$ 822,966	\$ 790,777
Net Pension Asset as a Percentage of Covered Payroll	112.98%	98.22%	140.68%	58.39%	64.76%	22.97%	12.20%	31.82%	48.98%	84.11%

**TOWN OF SOUTH KINGSTOWN, RHODE ISLAND
MUNICIPAL EMPLOYEES' RETIREMENT SYSTEM AGENT PLAN
SCHEDULE OF TOWN CONTRIBUTIONS
GENERAL EMPLOYEES
LAST TEN FISCAL YEARS**

	2024	2023	2022	2021	2020	2019	2018	2017	2016	2015
Actuarially Determined Contribution	\$ 1,758,969	\$ 1,749,400	\$ 1,588,324	\$ 1,655,036	\$ 1,616,178	\$ 1,574,009	\$ 1,454,110	\$ 1,481,417	\$ 1,392,328	\$ 1,420,102
Contributions in Relation to the Actuarially Determined Contribution	1,758,969	1,749,400	1,588,324	1,655,036	1,616,178	1,574,009	1,454,110	1,481,417	1,392,328	1,420,102
Contribution Deficiency (Excess)	\$ -	\$ -	\$ -	\$ -	\$ -	\$ -	\$ -	\$ -	\$ -	\$ -
Covered Payroll	\$ 13,995,294	\$ 13,688,587	\$ 12,840,511	\$ 13,271,777	\$ 13,290,936	\$ 13,373,078	\$ 12,946,981	\$ 12,761,089	\$ 12,335,012	\$ 12,266,819
Contributions as a Percentage of Covered Payroll	12.57%	12.78%	12.37%	12.47%	12.16%	11.77%	11.23%	11.61%	11.29%	11.58%

Notes to Schedule:

Valuation Date: June 30, 2022
 Measurement Date: June 30, 2023

Actuarially determined contribution rates are calculated as of June 30 of each plan year and effective two years after the actuarial valuation.

Methods and Assumptions Used to Determine Contribution Rates:

Actuarial Cost Method	Entry age normal
Amortization Method	Level percentage of payroll, closed
Remaining Amortization Period	20 years
Asset Valuation Method	Five-year smoothed fair value
Inflation	2.50%
Salary Increases	3.00% to 14.00% including inflation
Investment Rate of Return	7.00%
Retirement Age	Experience-based table of rates that are specific to the type of eligibility conditions. Last updated for 2020 valuation.
Mortality	Male: PUB(10) Median Table for Healthy General Employee Males, loaded by 115%, projected with ScaleUltimate Female: PUB(10) Median Table for Healthy General Employee Females, loaded by 111%, projected with ScaleUltimate MP16.

**TOWN OF SOUTH KINGSTOWN, RHODE ISLAND
MUNICIPAL EMPLOYEES' RETIREMENT SYSTEM AGENT PLAN
SCHEDULE OF TOWN CONTRIBUTIONS
POLICE
LAST TEN FISCAL YEARS**

	2024	2023	2022	2021	2020	2019	2018	2017	2016	2015
Actuarially Determined Contribution	\$ 1,406,759	\$ 1,215,289	\$ 1,112,644	\$ 1,080,517	\$ 1,045,441	\$ 819,275	\$ 786,772	\$ 825,285	\$ 794,657	\$ 712,921
Contributions in Relation to the Actuarially Determined Contribution	1,406,759	1,215,289	1,112,644	1,080,517	1,045,441	819,275	786,772	825,285	794,657	712,921
Contribution Deficiency (Excess)	\$ -	\$ -	\$ -	\$ -	\$ -	\$ -	\$ -	\$ -	\$ -	\$ -
Covered Payroll	\$ 5,154,119	\$ 4,321,684	\$ 4,232,098	\$ 3,893,748	\$ 3,821,056	\$ 3,678,831	\$ 3,467,480	\$ 3,284,260	\$ 3,213,589	\$ 3,128,217
Contributions as a Percentage of Covered Payroll	27.29%	28.12%	26.29%	27.75%	27.36%	22.27%	22.69%	25.13%	24.73%	22.79%

Notes to Schedule:

Valuation Date: June 30, 2022

Measurement Date: June 30, 2023

Actuarially determined contribution rates are calculated as of June 30 of each plan year and effective two years after the actuarial valuation.

Methods and Assumptions Used to Determine Contribution Rates:

Actuarial Cost Method	Entry age normal
Amortization Method	Level percentage of payroll, closed
Remaining Amortization Period	20 years
Asset Valuation Method	Five-year smoothed fair value
Inflation	2.50%
Salary Increases	3.00% to 14.00% including inflation
Investment Rate of Return	7.00%
Retirement Age	Experience-based table of rates that are specific to the type of eligibility conditions. Last updated for 2020 valuation.
Mortality	Male: PUB(10) Median Table for Healthy General Employee Males, loaded by 115%, projected with ScaleUltimate Female: PUB(10) Median Table for Healthy General Employee Females, loaded by 111%, projected with ScaleUltimate MP16.

**TOWN OF SOUTH KINGSTOWN, RHODE ISLAND
MUNICIPAL EMPLOYEES' RETIREMENT SYSTEM AGENT PLAN
SCHEDULE OF TOWN CONTRIBUTIONS
EMT
LAST TEN FISCAL YEARS**

	2024	2023	2022	2021	2020	2019	2018	2017	2016	2015
Actuarially Determined Contribution	\$ 39,259	\$ 54,214	\$ 42,482	\$ 37,579	\$ 68,210	\$ 41,620	\$ 26,042	\$ 39,491	\$ 41,920	\$ 49,050
Contributions in Relation to the Actuarially Determined Contribution	39,259	54,214	42,482	37,579	68,210	41,620	26,042	39,491	41,920	49,050
Contribution Deficiency (Excess)	\$ -	\$ -	\$ -	\$ -	\$ -	\$ -	\$ -	\$ -	\$ -	\$ -
Covered Payroll	\$ 981,330	\$ 1,095,234	\$ 1,059,422	\$ 1,082,963	\$ 997,221	\$ 837,419	\$ 741,945	\$ 801,028	\$ 778,090	\$ 822,966
Contributions as a Percentage of Covered Payroll	4.00%	4.95%	4.01%	3.47%	6.84%	4.97%	3.51%	4.93%	5.39%	5.96%

Notes to Schedule:

Valuation Date: June 30, 2022
 Measurement Date: June 30, 2023

Actuarially determined contribution rates are calculated as of June 30th of each plan year and effective two years after the actuarial valuation.

Methods and Assumptions Used to Determine Contribution Rates:

Actuarial Cost Method Entry age normal
 Amortization Method Level percentage of payroll, closed
 Remaining Amortization Period 20 years
 Asset Valuation Method Five-year smoothed fair value
 Inflation 2.50%
 Salary Increases 3.00% to 14.00% including inflation
 Investment Rate of Return 7.00%
 Retirement Age Experience-based table of rates that are specific to the type of eligibility conditions. Last updated for 2020 valuation.
 Mortality Male: PUB(10) Median Table for Healthy General Employee Males, loaded by 115%, projected with ScaleUltimate
 Female: PUB(10) Median Table for Healthy General Employee Females, loaded by 111%, projected with ScaleUltimate MP16.

**TOWN OF SOUTH KINGSTOWN, RHODE ISLAND
EMPLOYEES' RETIREMENT SYSTEM
SCHEDULE OF TOWN'S PROPORTIONATE SHARE OF THE NET PENSION LIABILITY
TEACHERS
LAST TEN FISCAL YEARS**

	<u>2024</u>	<u>2023</u>	<u>2022</u>	<u>2021</u>	<u>2020</u>	<u>2019</u>	<u>2018</u>	<u>2017</u>	<u>2016</u>	<u>2015</u>
Town's Proportion of the Net Pension Liability	1.35%	1.46%	1.47%	1.44%	1.54%	1.49%	1.56%	1.66%	1.62%	1.64%
Town's Proportionate Share of the Net Pension Liability	\$ 32,831,133	\$ 39,360,972	\$ 34,591,912	\$ 45,952,223	\$ 49,057,890	\$ 47,392,970	\$ 49,047,536	\$ 49,461,027	\$ 44,674,781	\$ 39,917,633
State's Proportionate Share of the Net Pension Liability Associated with the School District	24,111,723	29,110,204	25,653,004	34,143,627	36,749,440	35,351,752	37,068,153	33,873,541	30,520,408	27,373,360
Total	<u>\$ 56,942,856</u>	<u>\$ 68,471,176</u>	<u>\$ 60,244,916</u>	<u>\$ 80,095,850</u>	<u>\$ 85,807,330</u>	<u>\$ 82,744,722</u>	<u>\$ 86,115,689</u>	<u>\$ 83,334,568</u>	<u>\$ 75,195,189</u>	<u>\$ 67,290,993</u>
Town's Covered Payroll	\$ 31,597,939	\$ 29,790,548	\$ 29,498,488	\$ 29,195,257	\$ 27,832,994	\$ 28,005,990	\$ 26,970,899	\$ 26,698,936	\$ 25,552,372	\$ 31,370,787
Town's Proportionate Share of the Net Pension Liability as a Percentage of its Covered Payroll	103.90%	132.13%	117.27%	157.40%	176.26%	169.22%	181.85%	185.25%	174.84%	127.24%
Plan Fiduciary Net Position as a Percentage of the Total Pension Liability	65.80%	62.10%	66.50%	54.30%	54.60%	54.30%	54.00%	54.06%	57.55%	61.40%

Note:
The amounts presented for each fiscal year were determined as of 6/30 measurement date prior to the fiscal year-end.

**TOWN OF SOUTH KINGSTOWN, RHODE ISLAND
EMPLOYEES' RETIREMENT SYSTEM
SCHEDULE OF TOWN CONTRIBUTIONS
TEACHERS
LAST TEN FISCAL YEARS**

	2024	2023	2022	2021	2020	2019	2018	2017	2016	2015
Actuarially Determined Contribution	\$ 3,785,619	\$ 3,916,956	\$ 4,049,647	\$ 3,976,714	\$ 3,760,382	\$ 3,838,124	\$ 3,629,676	\$ 3,636,144	\$ 3,739,438	\$ 3,584,110
Contributions in Relation to the Actuarially Determined Contribution	3,785,619	3,916,956	4,049,647	3,976,714	3,760,382	3,838,124	3,629,676	3,636,144	3,739,438	3,584,110
Contribution Deficiency (Excess)	<u>\$ -</u>	<u>\$ -</u>	<u>\$ -</u>	<u>\$ -</u>	<u>\$ -</u>	<u>\$ -</u>	<u>\$ -</u>	<u>\$ -</u>	<u>\$ -</u>	<u>\$ -</u>
Covered Payroll	\$ 31,597,939	\$ 29,790,548	\$ 29,498,488	\$ 29,195,257	\$ 27,832,994	\$ 28,005,990	\$ 26,970,899	\$ 26,698,936	\$ 25,552,372	\$ 31,370,787
Contributions as a Percentage of Covered Payroll	11.98%	13.15%	13.73%	13.62%	13.51%	13.70%	13.46%	13.62%	14.63%	11.42%

Notes:
 1) Employers participating in the State Employee's Retirement System are required by RI General Laws, Section 36-10-2, to contribute an actuarially determined contribution rate each year.

Notes to Schedule:
 Valuation Date: June 30, 2022
 Measurement Date: June 30, 2023

Methods and Assumptions Used to Determine Contribution Rates:
 Actuarial Cost Method: Entry age normal
 Amortization Method: Level percentage of payroll, closed
 Remaining Amortization Period: 17 years at June 30, 2022
 Inflation: 2.50%
 Salary Increases: Teachers - 3.0% to 13.0%
 Investment Rate of Return: 7.00%
 Mortality: State employees and teachers: Variants of the PUB (10) Tables for Health and Disabled Retirees, projected with Scale Ultimate MP16.

TOWN OF SOUTH KINGSTOWN, RHODE ISLAND
SCHEDULE OF CHANGES IN THE TOWN'S NET OPEB LIABILITY (ASSET) AND RELATED RATIOS
OPEB TRUST FUND
LAST NINE FISCAL YEARS*

	2024	2023	2022	2021	2020	2019	2018	2017	2016
Total OPEB Liability:									
Service Cost	\$ 627,363	\$ 622,469	\$ 652,493	\$ 624,785	\$ 734,058	\$ 719,293	\$ 719,381	\$ 719,382	\$ 820,802
Interest on the Total OPEB Liability	1,139,621	1,121,717	1,101,140	1,176,031	1,368,716	1,411,561	1,283,580	1,199,145	1,416,126
Changes of Benefit Terms	-	(9,164)	135,876	-	-	-	25,908	-	-
Changes of Assumptions	523,704	(112,074)	(88,865)	277,949	120,308	-	2,214,123	-	788,258
Differences Between Expected and Actual Experience	(1,047,453)	(97,132)	(769,026)	(1,229,973)	(2,962,117)	(1,530,172)	(1,155,474)	(214,423)	(3,006,059)
Benefit Payments	(1,674,610)	(1,372,376)	(1,353,977)	(1,347,422)	(1,324,528)	(1,178,252)	(1,204,160)	(1,142,035)	(1,127,619)
Net Change in Total OPEB Liability	(431,375)	153,440	(322,359)	(498,630)	(2,063,563)	(577,570)	1,883,358	562,069	(1,108,492)
Total OPEB Liability - Beginning	17,463,549	17,310,109	17,632,468	18,131,098	20,194,661	20,772,231	18,888,873	18,326,804	19,435,296
Total OPEB Liability - Ending	\$ 17,032,174	\$ 17,463,549	\$ 17,310,109	\$ 17,632,468	\$ 18,131,098	\$ 20,194,661	\$ 20,772,231	\$ 18,888,873	\$ 18,326,804
Plan Fiduciary Net Position:									
Contributions - Employer	\$ 2,056,300	\$ 1,566,348	\$ 1,653,565	\$ 2,100,581	\$ 1,909,528	\$ 2,778,252	\$ 2,704,160	\$ 1,742,035	\$ 1,727,619
Net Investment Income	2,748,129	1,778,869	(3,097,464)	4,352,851	994,076	1,120,738	828,458	1,143,920	(62,732)
Benefit Payments	(1,674,610)	(1,372,376)	(1,353,977)	(1,347,422)	(1,324,528)	(1,178,252)	(1,204,160)	(1,142,035)	(1,127,619)
OPEB Plan Administrative Expense	(62,397)	(58,262)	(60,371)	(53,448)	(38,206)	(34,629)	(29,855)	(38,915)	(55,503)
Net Change in Plan Fiduciary Net Position	3,067,422	1,914,579	(2,858,247)	5,052,562	1,540,870	2,686,109	2,298,603	1,705,005	481,765
Plan Fiduciary Net Position - Beginning	22,535,769	20,621,190	23,479,437	18,426,875	16,886,005	14,199,896	11,901,293	10,196,288	9,714,523
Plan Fiduciary Net Position - Ending (b)	25,603,191	22,535,769	20,621,190	23,479,437	18,426,875	16,886,005	14,199,896	11,901,293	10,196,288
Net OPEB Liability (Asset) - Ending	\$ (8,571,017)	\$ (5,072,220)	\$ (3,311,081)	\$ (5,846,969)	\$ (295,777)	\$ 3,308,656	\$ 6,572,335	\$ 6,987,580	\$ 8,130,516
Plan Fiduciary Net Position as a Percentage of the Total OPEB Liability	150.32%	129.04%	119.13%	133.16%	101.63%	83.62%	68.36%	63.01%	55.64%
Covered-Employee Payroll	\$ 44,692,963	\$ 46,916,397	\$ 43,238,322	\$ 45,574,729	\$ 42,866,121	\$ 44,236,539	\$ 43,253,947	\$ 42,186,979	\$ 40,859,060
Net OPEB Liability (Asset) as a Percentage of Covered-Employee Payroll	-19.18%	-10.81%	-7.66%	-12.83%	-0.69%	7.48%	15.19%	16.56%	19.90%

* Schedule is intended to show information for 10 years - additional years will be displayed as they become available.

**TOWN OF SOUTH KINGSTOWN, RHODE ISLAND
SCHEDULE OF TOWN CONTRIBUTIONS
OPEB TRUST FUND
LAST TEN FISCAL YEARS**

	2024	2023	2022	2021	2020	2019	2018	2017	2016	2015
Actuarially Determined Contribution (1)	\$ 1,674,610	\$ 1,372,376	\$ 1,353,977	\$ 1,347,422	\$ 1,392,198	\$ 1,857,859	\$ 1,829,061	\$ 1,863,644	\$ 1,812,425	\$ 1,665,055
Contributions in Relation to the Actuarially Determined Contribution	2,056,300	1,566,348	1,653,565	2,100,581	1,909,528	2,778,252	2,704,160	1,742,035	1,727,619	4,859,217
Contribution Deficiency (Excess)	<u>\$ (381,690)</u>	<u>\$ (193,972)</u>	<u>\$ (299,588)</u>	<u>\$ (753,159)</u>	<u>\$ (517,330)</u>	<u>\$ (920,393)</u>	<u>\$ (875,099)</u>	<u>\$ 121,609</u>	<u>\$ 84,806</u>	<u>\$ (3,194,162)</u>
Covered-Employee Payroll	\$ 44,692,963	\$ 46,916,397	\$ 43,238,322	\$ 45,574,729	\$ 42,866,121	\$ 44,236,539	\$ 43,253,947	\$ 42,186,979	\$ 40,859,060	\$ 42,546,253
Contributions as a Percentage of Covered-Employee Payroll	4.60%	3.34%	3.82%	4.61%	4.45%	6.28%	6.25%	4.13%	4.23%	11.42%

(1) Actuarially Determined Contributions prior to fiscal year ended June 30, 2016 is based on the Annual Required Contribution (ARC) calculated in accordance with GASB No. 45.

Notes to Schedule:

Valuation Date: July 1, 2024
 Measurement Date: June 30, 2024

Methods and Assumptions Used to Determine Contribution Rates:

Actuarial Cost Method: Entry Age Normal Level % of Salary.
 Discount Rate: 6.90% and will be updated annually to reflect market conditions
 Payroll: Level percentage of payroll, closed
 Asset Valuation Method: Market value of assets
 Inflation: 2.20% per year
 Salary Increases: For amortization purposes: 3.00%
 For valuation purposes: 13.50%-3.50% for IBPO/EMT and 7.25%-3.00% for all others
 Investment Rate of Return: 6.90%
 Healthcare Trend Rates: Initial 8.00% decreasing by 0.5% annually to an ultimate rate of 4.50%
 Disability/Termination/Retirement Rates: Experience-based table of rates that are specific to the type of eligibility conditions.
 Mortality: SOA Pub-2010 tables varying by participant group using scale MP-2019.

**TOWN OF SOUTH KINGSTOWN, RHODE ISLAND
SCHEDULE OF INVESTMENTS RETURNS
OPEB TRUST FUND
LAST NINE FISCAL YEARS**

	<u>2024</u>	<u>2023</u>	<u>2022</u>	<u>2021</u>	<u>2020</u>	<u>2019</u>	<u>2018</u>	<u>2017</u>	<u>2016</u>
Annual Money-Weighted Rate of Return, Net of Investment Expense	11.16%	7.97%	-14.32%	20.81%	5.60%	7.13%	12.24%	6.87%	6.64%

* Schedule is intended to show information for 10 years - additional years will be displayed as they become available.

COMBINING AND INDIVIDUAL FUND STATEMENTS AND SCHEDULES

GENERAL FUND

The General Fund is the general operating fund of the Town. It is used to account for all financial resources except those required to be accounted for in another fund. The General Fund utilizes the modified accrual basis of accounting.

The School Unrestricted Fund is used to report all financial transactions of the South Kingstown School Department, which is not legally required to be accounted for separately.

TOWN OF SOUTH KINGSTOWN, RHODE ISLAND
COMBINING BALANCE SHEET
GENERAL FUND
JUNE 30, 2024

	General Fund	School Unrestricted Fund	Eliminations	Total General Fund
ASSETS				
Cash and Cash Equivalents	\$ 31,611,016	\$ 7,346,054	\$ -	\$ 38,957,070
Investments	12,683,837	-	-	12,683,837
Accounts and Other Receivable, Net	1,188,876	282,495	-	1,471,371
Due from Federal and State Governments	9,097	38,792	-	47,889
Due from Other Funds	1,910,599	1,929,566	(1,438,983)	2,401,182
Lease Receivable	6,752,145	-	-	6,752,145
Prepaid Items	29,111	27,731	-	56,842
	<u>\$ 54,184,681</u>	<u>\$ 9,624,638</u>	<u>\$ (1,438,983)</u>	<u>\$ 62,370,336</u>
LIABILITIES, DEFERRED INFLOWS OF RESOURCES, AND FUND BALANCES				
LIABILITIES				
Accounts Payable	\$ 292,737	\$ 855,852	\$ -	\$ 1,148,589
Accrued Liabilities	1,243,664	2,123,792	-	3,367,456
Due to State and Federal Governments	217,448	-	-	217,448
Due to Other Funds	25,653,001	1,937,195	(1,438,983)	26,151,213
Unearned Revenue	276,583	221,061	-	497,644
Deposits Held In Custody of Others	181,284	-	-	181,284
Total Liabilities	<u>27,864,717</u>	<u>5,137,900</u>	<u>(1,438,983)</u>	<u>31,563,634</u>
DEFERRED INFLOWS OF RESOURCES				
Unavailable Revenue - Property Taxes	625,973	-	-	625,973
Deferred Inflow - Leases	6,409,266	-	-	6,409,266
Advance Property Tax Collections	600,559	-	-	600,559
Total Deferred Inflows of Resources	<u>7,635,798</u>	<u>-</u>	<u>-</u>	<u>7,635,798</u>
FUND BALANCES				
Nonspendable	29,111	27,731	-	56,842
Committed	1,907,288	4,459,007	-	6,366,295
Unassigned	16,747,767	-	-	16,747,767
Total Fund Balances	<u>18,684,166</u>	<u>4,486,738</u>	<u>-</u>	<u>23,170,904</u>
Total Liabilities, Deferred Inflows of Resources, and Fund Balances	<u>\$ 54,184,681</u>	<u>\$ 9,624,638</u>	<u>\$ (1,438,983)</u>	<u>\$ 62,370,336</u>

TOWN OF SOUTH KINGSTOWN, RHODE ISLAND
COMBINING SCHEDULE OF REVENUES, EXPENDITURES, AND
CHANGES IN FUND BALANCE
GENERAL FUND
YEAR ENDED JUNE 30, 2024

	General Fund	School Unrestricted Fund	Eliminations	Total General Fund
REVENUES				
Property Taxes, Interest, and Lien Fees	\$ 76,565,423	\$ -	\$ -	\$ 76,565,423
Intergovernmental Revenues	6,352,170	5,814,852	-	12,167,022
Licenses and Fees	1,905,470	99,988	-	2,005,458
Investment Income	2,351,226	149,610	-	2,500,836
Fines and Charges for Services	-	86,464	-	86,464
Departmental	1,156,722	-	-	1,156,722
State on Behalf Pension Contribution	-	2,674,783	-	2,674,783
Other Local Revenues	-	386,918	-	386,918
Total Revenues	<u>88,331,011</u>	<u>9,212,615</u>	<u>-</u>	<u>97,543,626</u>
EXPENDITURES				
Current:				
General Government	6,812,275	-	-	6,812,275
Public Safety	14,088,511	-	-	14,088,511
Public Works	2,963,628	-	-	2,963,628
Public Libraries	1,389,245	-	-	1,389,245
Education	-	63,485,036	-	63,485,036
Recreation	2,022,841	-	-	2,022,841
Debt Service:				
Principal Retirement	35,526	127,938	-	163,464
Interest and Other Charges	3,282	5,230	-	8,512
Capital Outlay	17,328	-	-	17,328
Total Expenditures	<u>27,332,636</u>	<u>63,618,204</u>	<u>-</u>	<u>90,950,840</u>
EXCESS (DEFICIENCY) OF REVENUES OVER EXPENDITURES	60,998,375	(54,405,589)	-	6,592,786
OTHER FINANCING SOURCES (USES)				
Issuance of Subscriptions	17,328	-	-	17,328
Transfers In from Other Funds	1,402,288	56,029,608	(55,994,773)	1,437,123
Transfers Out to Other Funds	(61,042,073)	(80,000)	55,994,773	(5,127,300)
Total Other Financing Sources (Uses)	<u>(59,622,457)</u>	<u>55,949,608</u>	<u>-</u>	<u>(3,672,849)</u>
NET CHANGE IN FUND BALANCES	1,375,918	1,544,019	-	2,919,937
Fund Balances - Beginning of Year	<u>17,308,248</u>	<u>2,942,719</u>	<u>-</u>	<u>20,250,967</u>
FUND BALANCES - END OF YEAR	<u>\$ 18,684,166</u>	<u>\$ 4,486,738</u>	<u>\$ -</u>	<u>\$ 23,170,904</u>

TOWN OF SOUTH KINGSTOWN, RHODE ISLAND
SCHEDULE OF REVENUES, EXPENDITURES, AND
OTHER FINANCING SOURCES (USES)
BUDGET AND ACTUAL
GENERAL FUND
YEAR ENDED JUNE 30, 2024
(BUDGETARY BASIS)

	Budgeted Amounts		Actual	Variance with Final Budget - Positive (Negative)
	Original	Final		
REVENUES AND USE OF FUND BALANCE				
Property Taxes:				
Current Taxes	\$ 75,173,921	\$ 75,173,921	\$ 75,466,444	\$ 292,523
Prior Taxes	530,000	530,000	244,595	(285,405)
Total Taxes Current and Prior	<u>75,703,921</u>	<u>75,703,921</u>	75,711,039	7,118
Pilot - Federal Aid	8,000	8,000	7,751	(249)
Interest on Taxes	348,250	348,250	285,187	(63,063)
Payment In Lieu of Taxes	423,622	423,622	423,285	(337)
Total Property Taxes	<u>76,483,793</u>	<u>76,483,793</u>	76,427,262	(56,531)
State Aid - Town:				
General State Aid	216,000	216,000	191,899	(24,101)
Telephone Tax	379,714	379,714	418,487	38,773
Meals and Beverage Tax	1,228,189	1,228,189	1,101,517	(126,672)
State Library General Aid	238,394	238,394	238,394	-
State Library Endowment Aid	20,006	20,006	20,006	-
State Motor Vehicle Phase-Out	3,930,455	3,930,455	3,930,455	-
Hotel Tax	314,814	314,814	371,532	56,718
Total State Aid - Town	<u>6,327,572</u>	<u>6,327,572</u>	6,272,290	(55,282)
Licenses, Fees, and Rents:				
Business Licenses and Fees	540,255	540,255	723,541	183,286
Nonbusiness Licenses and Fees	421,200	421,200	322,923	(98,277)
Real Estate Conveyance Fees	166,000	166,000	136,498	(29,502)
Rental of Town Properties	466,214	466,214	490,614	24,400
Total Licenses, Fees, and Rents	<u>1,593,669</u>	<u>1,593,669</u>	1,673,576	79,907
Investment Income - Short-Term	400,000	400,000	2,057,194	1,657,194
Departmental Revenues:				
Police Department Revenue	258,020	258,020	180,613	(77,407)
EMS Miscellaneous Revenue	-	-	13,437	13,437
Park Rental Revenue	35,000	35,000	45,224	10,224
Town Beach Parking	308,550	308,550	262,140	(46,410)
Boat and Mooring	38,000	38,000	42,864	4,864
Animal Control Fees	700	700	710	10
Library Fines and Miscellaneous	5,070	5,070	5,712	642
Dog/Cat Licenses and Fines	4,700	4,700	4,343	(357)
Recreation Department	119,450	119,450	138,112	18,662
Recreation Self-Support Program	194,750	194,750	223,806	29,056
Planning Department	5,000	5,000	9,120	4,120
Communications Department Revenue	1,500	1,500	4,744	3,244
Copy Charges	2,500	2,500	2,889	389
Recreation Department - Outside Sponsors	3,200	3,200	-	(3,200)
Stepping Stone - Creative	72,875	72,875	71,812	(1,063)
Geographic Information Systems Program	200	200	180	(20)
Narragansett - Dog Pound	70,500	70,500	70,500	-
Miscellaneous - Town	1,056,970	1,056,973	418,264	(638,709)
Total Departmental Revenues	<u>2,176,985</u>	<u>2,176,988</u>	1,494,470	(682,518)
Use of Fund Balance	<u>1,043,608</u>	<u>1,043,608</u>	<u>1,043,608</u>	<u>-</u>
Total Revenues and Use of Fund Balance	88,025,627	88,025,630	88,968,400	942,770

**TOWN OF SOUTH KINGSTOWN, RHODE ISLAND
SCHEDULE OF REVENUES, EXPENDITURES, AND OTHER
FINANCING SOURCES (USES) (CONTINUED)
BUDGET AND ACTUAL
GENERAL FUND
YEAR ENDED JUNE 30, 2024
(BUDGETARY BASIS)**

	Budgeted Amounts		Actual	Variance with Final Budget - Positive (Negative)
	Original	Final		
EXPENDITURES				
General Government:				
Town Council	\$ 27,559	\$ 27,559	\$ 26,302	\$ 1,257
Financial Town Meeting	9,841	8,530	-	8,530
Legal Staff	242,223	271,223	257,934	13,289
Probate Judge	7,536	15,536	14,160	1,376
Town Clerk	500,338	452,738	452,339	399
Canvassing Authority	106,225	113,530	115,971	(2,441)
Municipal Court	118,009	99,514	88,071	11,443
Town Manager's Office	504,493	588,621	576,172	12,449
Personnel Administration	189,980	189,981	173,637	16,344
Town Hall Operations	1,043,307	1,043,307	991,370	51,937
Finance Department	944,724	897,686	883,766	13,920
Tax Assessor's Office	412,250	407,250	338,050	69,200
Information Technology	605,395	594,988	507,884	87,104
Geographic Information Systems	150,300	150,300	142,003	8,297
Planning Department	617,589	617,589	589,993	27,596
Conservation Commission	850	850	240	610
Zoning/Building Inspection	583,217	570,717	501,428	69,289
Total General Government	6,063,836	6,049,919	5,659,320	390,599
Public Safety:				
Police Department	10,133,587	10,127,116	9,482,408	644,708
Police Civilians	663,710	663,710	606,072	57,638
Police Dispatch	849,710	849,710	856,801	(7,091)
Animal Control - RD/Shelter	383,444	383,444	328,928	54,516
Communications	321,865	321,865	302,525	19,340
Harbor Patrol/Natural Resource Officer	101,037	101,037	105,963	(4,926)
Emergency Medical Services	2,448,198	2,520,087	2,625,052	(104,965)
Total Public Safety	14,901,551	14,966,969	14,307,749	659,220
Public Works:				
Public Works Administration	538,923	486,723	467,438	19,285
Streets and Highway	2,739,154	2,685,303	2,277,892	407,411
Tree Warden/Street Lighting	161,670	162,370	107,553	54,817
Total Public Works	3,439,747	3,334,396	2,852,883	481,513
Recreation:				
Recreation Department	2,282,078	2,282,078	1,960,516	321,562

**TOWN OF SOUTH KINGSTOWN, RHODE ISLAND
SCHEDULE OF REVENUES, EXPENDITURES, AND OTHER
FINANCING SOURCES (USES) (CONTINUED)
BUDGET AND ACTUAL
GENERAL FUND
YEAR ENDED JUNE 30, 2024
(BUDGETARY BASIS)**

	Budgeted Amounts		Actual	Variance with Final Budget - Positive (Negative)
	Original	Final		
EXPENDITURES (CONTINUED)				
Public Libraries	\$ 1,404,269	\$ 1,404,269	\$ 1,389,463	\$ 14,806
Miscellaneous:				
Unemployment Insurance	15,000	15,000	21,917	(6,917)
Insurance	495,941	495,941	542,125	(46,184)
Contingency	101,000	100,750	100,000	750
OPEB Funding	15,000	15,000	225,000	(210,000)
Workers' Compensation	208,373	208,373	214,975	(6,602)
Total Miscellaneous	<u>835,314</u>	<u>835,064</u>	<u>1,104,017</u>	<u>(268,953)</u>
Total Expenditures	<u>28,926,795</u>	<u>28,872,695</u>	<u>27,273,948</u>	<u>1,598,747</u>
EXCESS OF REVENUES OVER EXPENDITURES	59,098,832	59,152,935	61,694,452	2,541,517
OTHER FINANCING SOURCES (USES)				
Transfers In:				
From Special Revenue Funds	999,000	999,000	1,369,187	370,187
From School Trust Funds	20,000	20,000	30,120	10,120
Transfers from Other Funds	-	-	2,981	2,981
Transfers Out:				
Wastewater Fund	(4,000)	(4,000)	(4,000)	-
Elderly Services	(518,182)	(518,182)	(518,182)	-
Tax Transfer to School	(55,994,773)	(55,994,773)	(55,994,773)	-
Miscellaneous Tax Dollar Transfer	-	-	(850,000)	(850,000)
Tax Transfer to Debt Service	(1,315,752)	(1,315,752)	(1,315,752)	-
Tax Transfer to Comm Rec Ctr	(387,000)	(387,000)	(387,000)	-
To Capital Project Funds	(1,898,125)	(1,898,125)	(1,903,263)	(5,138)
Transfers to Other Funds	-	(54,103)	(69,103)	(15,000)
Total Other Financing Sources (Uses)	<u>(59,098,832)</u>	<u>(59,152,935)</u>	<u>(59,639,785)</u>	<u>(486,850)</u>
EXCESS OF REVENUES, OTHER SOURCES AND USES OF FUND BALANCE OVER EXPENDITURES AND OTHER FINANCING USES	<u>\$ -</u>	<u>\$ -</u>	2,054,667	<u>\$ 2,054,667</u>

Budgetary excess of revenues over expenditures is different than GAAP net change in fund balance because of the following reconciling items:

Use of Fund Balance is Not a GAAP Revenue	(1,043,608)
Cancellation of Prior Year Encumbrances is Not a GAAP Revenue	(25,974)
Encumbrances are reported in the year the order is placed for budgetary purposes but in the Year received for financial reporting purposes	(41,360)
Investment income recognized in GASB 54 funds	1,245
Recognition of Fair Value of Investments	292,787
Lease interest recognized in accordance with GASB 87	138,161

Total Net Change in Fund Balance - GAAP Basis \$ 1,375,918

TOWN OF SOUTH KINGSTOWN, RHODE ISLAND
SCHEDULE OF REVENUES, EXPENDITURES, AND OTHER FINANCING SOURCES
BUDGET AND ACTUAL
SCHOOL UNRESTRICTED FUND
YEAR ENDED JUNE 30, 2024
(BUDGETARY BASIS)

	Budgeted Amounts		Actual	Variance with Final Budget - Positive (Negative)
	Original	Final		
REVENUES AND DESIGNATED FUND BALANCE				
State Aid	\$ 5,595,507	\$ 5,595,507	\$ 5,814,852	\$ 219,345
Tuition	200,000	200,000	184,631	(15,369)
Investment Income	-	-	149,610	149,610
Miscellaneous	545,000	545,000	395,444	(149,556)
Total Revenues	<u>6,340,507</u>	<u>6,340,507</u>	<u>6,544,537</u>	<u>204,030</u>
Use of Fund Balance	<u>270,400</u>	<u>270,400</u>	<u>-</u>	<u>(270,400)</u>
Total Revenues and Use of Fund Balance	6,610,907	6,610,907	6,544,537	(66,370)
EXPENDITURES				
Salaries	31,615,844	31,615,844	30,613,671	1,002,173
Employee Benefits	14,018,428	14,018,428	13,365,878	652,550
Purchased Services	15,164,092	15,051,143	15,196,734	(145,591)
Supplies and Materials	1,635,118	1,687,269	1,580,320	106,949
Capital Outlay	202,198	262,996	193,523	69,473
Total Expenditures	<u>62,635,680</u>	<u>62,635,680</u>	<u>60,950,126</u>	<u>1,685,554</u>
EXCESS (DEFICIENCY) OF REVENUES OVER EXPENDITURES	(56,024,773)	(56,024,773)	(54,405,589)	1,619,184
OTHER FINANCING SOURCES				
Transfers In:				
Town of South Kingstown General Fund	55,994,773	55,994,773	55,994,773	-
Trust Fund Income	30,000	30,000	34,835	4,835
Total Other Financing Sources	<u>56,024,773</u>	<u>56,024,773</u>	<u>56,029,608</u>	<u>4,835</u>
EXCESS OF REVENUES, OTHER SOURCES AND USES OF FUND BALANCE OVER EXPENDITURES AND OTHER FINANCING USES	<u>\$ -</u>	<u>\$ -</u>	1,624,019	<u>\$ 1,624,019</u>
Budgetary excess of revenues over expenditures is different than GAAP net change in fund balance because of the following reconciling items:				
Transfer from School Unrestricted to School Capital Fund			<u>(80,000)</u>	
Total Net Change in Fund Balance - GAAP Basis			<u>\$ 1,544,019</u>	

NONMAJOR GOVERNMENTAL FUNDS

SPECIAL REVENUE FUNDS

Special revenue funds are used to account for specific revenues that are restricted or committed to expenditure for particular purposes. The following special revenue funds are reported as nonmajor governmental funds.

TOWN FUNDS

Community Development Block Grant – This fund is used to account for revenues received from the Department of Housing and Urban Development. These funds are restricted for the various objectives of the Community Development Block Grant Program.

Elderly Services – This fund is used to account for the operations of the Senior Services Center, and for the transportation, nutrition, and adult day care programs for senior citizens residents.

EMS Billing Services – This fund is used to account for revenues received from billing services for the Emergency Medical Services Department.

Narragansett Library Association – This fund is used to account for funds restricted for library operation expenditures.

Neighborhood Guild – This fund is used to account for operations of the Neighborhood Guild facility. The Guild offers numerous recreational programs for Town residents of all ages.

Peace Dale Office Building – This fund is used to account for the operation of the Peace Dale Office Building.

Property Revaluation Reserve Fund – This fund is used to account for the periodic revaluation of property for tax assessment as mandated by State law.

RI Resource Recovery Grant Fund – This fund is used to account for revenues received from RI Resource Recovery Corporation. These funds are restricted to the Town's recycling program.

Other Town Funds – Outlined below are the remaining Special Revenue Funds that are restricted for various programs maintained by the Town.

Affordable Housing	Miscellaneous Donations Fund
Animal Shelter Benefit	Municipal Planning Services Reserve Fund
Asset Forfeiture Fund	Statewide Planning Grant
Community Recreation Center	Substance Abuse
Public Safety Grants	Historical and Vital Recording Fees
Drug Free Community Grant	K-9 Grant Fund
Friends of SK Parks and Recreation	300 th Anniversary Fund
MPSI Grant	Bridge Enforcement Fund
COPS Grant	Body Worn Camera Grant
	Opioid Settlement

SCHOOL FUNDS

Nancy Brown Memorial Fund – This fund is used to account for the proceeds to construct and maintain a playground at Wakefield Elementary School in memory of Nancy Brown.

School Restricted Funds – These funds are financed by grants from various state and federal agencies and are restricted for specific educational programs.

Student Activities Fund – To account for all funds held in various school programs.

CAPITAL PROJECTS FUNDS

Capital projects funds are used to account for the acquisition and construction of major capital facilities other than those financed by proprietary funds and trust funds. Funding sources include debt proceeds, intergovernmental sources, third-party contributions and General Fund transfers. The following capital project funds are reported as nonmajor governmental funds.

Capital Equipment and Replacement Fund – This fund is used to account for major capital equipment acquisitions in the Town that are funded over a multi-year period.

Fair Share Development Fund – This fund is used to account for the fees collected from subdivision developers for future school and recreational capital improvements.

Library Building Construction – This fund is used to account for building renovations to the three Town libraries.

Guild Renovation Fund – This fund is used to account for improvements to the Neighborhood Guild facility.

Open Space Reserve Fund – This fund is used to account for real estate conveyance taxes held for the purchase of open space.

Public Safety Improvement Fund – This fund was established to account for the construction and maintenance of the South Kingstown Public Safety Building.

Public Services Office Building Improvement – This fund was established to account for improvements to the Public Service Office Building.

Public Works Improvement Fund – This fund is used to account for various improvements to the Town's infrastructure system.

Recreation Improvement Fund – This fund is used to account for various restoration projects to the Town's recreational facilities.

Recreation Minor Improvement Fund – This fund is used to account for improvements to the Town's recreational facilities.

Senior Services Center Construction – This fund is used to account for the construction costs of the Senior Services Center.

South Road School Reserve Fund – This fund is used to account for construction costs associated with South Road School.

Recreation Center Fund – This fund is used to account for the construction costs of the South Kingstown Recreation Center.

Technology Improvement Fund – This fund is used to account for major enhancements to the Town's data processing system.

Town Hall Improvement Fund – This fund is used to account for construction improvement projects at the Town Hall.

Wastewater Construction Fund – This fund is used to account for the construction of new wastewater facilities.

Grant Match Reserve Fund – This fund is used to account for the Town's share of capital grants with a matching component.

School Capital Fund – This fund is used to account for major capital acquisitions and improvements at School district facilities that are funded over a multi-year period.

School Improvement Fund – This fund is used to account for the construction costs of various school improvements. The fund is primarily supported through the issuance of debt.

Village Infrastructure Fund – This fund is used to account for real estate conveyance taxes to be set aside to provide matching funds for neighborhood associations and nonprofit organizations for infrastructure projects that meet the capital investment standards for Town-initiated projects.

PERMANENT FUNDS

Permanent funds are used to report resources that are legally restricted to the extent that only earnings, not principal, may be used for purposes that support the reporting government's programs. The following permanent funds are reported as nonmajor governmental funds:

Hazard Memorial Trust – To account for funds available for the operations of the Peace Dale library.

Irving Knowles Trust – To account for funds available for the operations of the Peace Dale library.

Oliver Watson Home Fund – To account for the operations of the Watson Home, which was established in 1938 to provide shelter and care for elderly town residents.

Walter W. Watson Trust – To account for funds available to assist the poor and needy of South Kingstown.

Kingston Free Library Trust Fund – To account for funds available for the operations of the Kingston Free library.

**TOWN OF SOUTH KINGSTOWN, RHODE ISLAND
NONMAJOR GOVERNMENTAL FUNDS
COMBINING BALANCE SHEET
JUNE 30, 2024**

Special Revenue Funds									
	Affordable Housing	Animal Shelter Benefit Fund	Asset Forfeiture Fund	Community Development Block Grant	Community Recreation Center	Elderly Services	EMS Billing Services	300th Anniversary	Historical and Vital Recording Fees
ASSETS									
Cash and Cash Equivalents	\$ -	\$ -	\$ -	\$ -	\$ 459,713	\$ 489,390	\$ 1,322,442	\$ -	\$ -
Investments	-	-	-	-	-	-	869,196	-	-
Accounts and Other Receivables	-	-	-	-	-	11,434	-	-	-
Lease Receivable	-	-	-	-	-	-	-	-	-
Due from Federal and State Governments	-	-	4,918	-	-	-	-	-	-
Due from Other Funds	183,891	540,315	233,299	35,884	-	-	1	2,259	118,863
Prepays	-	-	-	-	-	-	-	-	-
Total Assets	\$ 183,891	\$ 540,315	\$ 238,217	\$ 35,884	\$ 459,713	\$ 500,824	\$ 2,191,639	\$ 2,259	\$ 118,863
LIABILITIES AND FUND BALANCES									
LIABILITIES									
Accounts Payable	\$ 3,000	\$ 600	\$ 14,013	\$ 25,528	\$ 20,895	\$ 5,428	\$ 3,168	\$ 1,055	\$ 931
Accrued Liabilities	-	15,339	-	-	10,172	13,215	-	-	-
Due to Federal and State Governments	-	1,405	-	-	-	5,933	-	-	-
Due to Other Funds	-	-	-	-	139,887	47,987	-	-	-
Unearned Revenue	-	-	-	-	51,891	-	-	-	-
Deposits Held in Custody of Others	-	-	-	-	-	-	-	-	-
Total Liabilities	3,000	17,344	14,013	25,528	222,845	72,563	3,168	1,055	931
DEFERRED INFLOW OF RESOURCES									
Unavailable Revenue - Other Receivables	-	-	-	-	-	-	-	-	-
Deferred Inflow Related to Leases	-	-	-	-	-	-	-	-	-
Total Deferred Inflow of Resources	-	-	-	-	-	-	-	-	-
FUND BALANCES									
Nonspendable	-	-	-	-	-	-	-	-	-
Restricted	-	-	224,204	-	-	-	-	-	-
Committed	180,891	522,971	-	10,356	236,868	428,261	2,188,471	1,204	117,932
Unassigned	-	-	-	-	-	-	-	-	-
Total Fund Balances	180,891	522,971	224,204	10,356	236,868	428,261	2,188,471	1,204	117,932
Total Liabilities and Fund Balances	\$ 183,891	\$ 540,315	\$ 238,217	\$ 35,884	\$ 459,713	\$ 500,824	\$ 2,191,639	\$ 2,259	\$ 118,863

**TOWN OF SOUTH KINGSTOWN, RHODE ISLAND
NONMAJOR GOVERNMENTAL FUNDS
COMBINING BALANCE SHEET (CONTINUED)
JUNE 30, 2024**

	Special Revenue Funds								
	Narragansett Library	Neighborhood Guild	Peace Dale Office Building	Property Revaluation Reserve Fund	RI Resource Recovery Grant	Public Safety Grants	Statewide Planning Grant	Nancy Brown Memorial Fund	Municipal Planning Services Reserve Fund
ASSETS									
Cash and Cash Equivalents									
Investments	\$ 69,798	\$ 449,008	\$ 238,291	\$ -	\$ -	\$ 54	\$ -	\$ 3,148	\$ -
Accounts and Other Receivables	40,611	-	-	-	-	-	-	-	-
Lease Receivable	727	158,444	1,072	-	-	-	-	-	-
Due from Federal and State Governments	-	-	109,315	-	-	-	-	-	-
Due from Other Funds	-	-	-	290,460	55,896	47,783	-	-	132,346
Prepays	-	-	-	-	-	320,247	-	1	-
Total Assets	\$ 111,136	\$ 607,452	\$ 348,678	\$ 290,460	\$ 55,896	\$ 368,084	\$ -	\$ 3,149	\$ 132,346
LIABILITIES AND FUND BALANCES									
LIABILITIES									
Accounts Payable	\$ -	\$ 24,562	\$ 7,329	\$ -	\$ -	\$ 16,928	\$ -	\$ -	\$ -
Accrued Liabilities	-	11,299	4,113	-	-	4,354	-	-	-
Due to Federal and State Governments	-	-	-	-	-	-	-	-	-
Due to Other Funds	5,382	348,238	17,637	-	-	30,805	-	-	-
Unearned Revenue	-	59,196	-	-	-	320,247	-	-	-
Deposits Held in Custody of Others	-	-	-	-	-	-	-	-	-
Total Liabilities	5,382	443,295	29,079	-	-	372,334	-	-	-
DEFERRED INFLOW OF RESOURCES									
Unavailable Revenue - Other Receivables	-	-	-	-	-	-	-	-	-
Deferred Inflow Related to Leases	-	-	103,971	-	-	-	-	-	-
Total Deferred Inflow of Resources	-	-	103,971	-	-	-	-	-	-
FUND BALANCES									
Nonspendable	-	-	-	-	-	-	-	1	-
Restricted	-	-	-	-	55,896	-	-	3,148	-
Committed	105,754	164,157	215,628	290,460	-	-	-	-	132,346
Unassigned	-	-	-	-	-	(4,250)	-	-	-
Total Fund Balances	105,754	164,157	215,628	290,460	55,896	(4,250)	-	3,149	132,346
Total Liabilities and Fund Balances	\$ 111,136	\$ 607,452	\$ 348,678	\$ 290,460	\$ 55,896	\$ 368,084	\$ -	\$ 3,149	\$ 132,346

**TOWN OF SOUTH KINGSTOWN, RHODE ISLAND
NONMAJOR GOVERNMENTAL FUNDS
COMBINING BALANCE SHEET (CONTINUED)
JUNE 30, 2024**

	Special Revenue Funds							Capital Equipment and Replacement	Technology Improvement
	School Restricted Fund	Student Activity Funds	Miscellaneous Donations Fund	K-9 Grant Fund	Opioid Settlement	Friends of SK Parks and Recreation	Total Special Revenue Funds		
ASSETS									
Cash and Cash Equivalents	\$ 15,066	\$ 239,225	\$ 22	\$ -	\$ -	\$ 40,744	\$ 3,326,901	\$ -	\$ -
Investments	-	-	-	-	-	-	909,807	-	-
Accounts and Other Receivables	3,705	-	91,699	-	-	-	267,081	-	-
Lease Receivable	-	-	-	-	-	-	109,315	-	-
Due from Federal and State Governments	1,499,569	-	-	-	181,971	-	1,734,241	-	-
Due from Other Funds	251,854	53,782	51,764	8,189	348,876	-	2,627,926	2,208,098	209,516
Prepays	-	-	-	-	-	3	4	-	-
Total Assets	\$ 1,770,194	\$ 293,007	\$ 143,485	\$ 8,189	\$ 530,847	\$ 40,747	\$ 8,975,275	\$ 2,208,098	\$ 209,516
LIABILITIES AND FUND BALANCES									
LIABILITIES									
Accounts Payable	\$ 110,167	1,791	\$ 87,896	\$ -	\$ -	\$ -	\$ 323,291	\$ 91,041	\$ -
Accrued Liabilities	131,325	-	-	-	-	-	189,817	-	-
Due to Federal and State Governments	-	-	11,052	-	-	-	18,390	-	-
Due to Other Funds	1,330,650	2,308	-	-	-	-	1,922,894	-	-
Unearned Revenue	2,800	-	-	-	-	-	434,134	-	-
Deposits Held in Custody of Others	-	1,154	-	-	-	-	1,154	-	-
Total Liabilities	1,574,942	5,253	98,948	-	-	-	2,889,680	91,041	-
DEFERRED INFLOW OF RESOURCES									
Unavailable Revenue - Other Receivables	-	-	-	-	181,971	-	181,971	-	-
Deferred Inflow Related to Leases	-	-	-	-	-	-	103,971	-	-
Total Deferred Inflow of Resources	-	-	-	-	181,971	-	285,942	-	-
FUND BALANCES									
Nonspendable	-	-	-	-	-	-	1	-	-
Restricted	-	287,754	44,537	8,189	-	-	623,728	-	-
Committed	195,252	-	-	-	348,876	40,747	5,180,174	2,117,057	209,516
Unassigned	-	-	-	-	-	-	(4,250)	-	-
Total Fund Balances	195,252	287,754	44,537	8,189	348,876	40,747	5,799,653	2,117,057	209,516
Total Liabilities and Fund Balances	\$ 1,770,194	\$ 293,007	\$ 143,485	\$ 8,189	\$ 530,847	\$ 40,747	\$ 8,975,275	\$ 2,208,098	\$ 209,516

**TOWN OF SOUTH KINGSTOWN, RHODE ISLAND
NONMAJOR GOVERNMENTAL FUNDS
COMBINING BALANCE SHEET (CONTINUED)
JUNE 30, 2024**

	Capital Project Funds							
	Recreation Improvement	School Capital	Senior Services Center Construction	Recreation Center Fund	South Road School Reserve Fund	Town Hall Improvement	School Improvement Fund	
ASSETS								
Cash and Cash Equivalents								
Investments	\$ -	\$ -	\$ -	\$ -	\$ -	\$ -	\$ -	\$ -
Accounts and Other Receivables	-	-	-	-	185	-	-	-
Lease Receivable	-	-	-	-	1,242	-	-	-
Due from Federal and State Governments	-	-	-	-	-	-	-	-
Due from Other Funds	94,189	192,575	119,964	219,520	322,460	216,831	170,914	38,994
Prepays	-	-	-	-	-	-	-	-
Total Assets	\$ 94,189	\$ 192,575	\$ 119,964	\$ 219,520	\$ 323,887	\$ 216,831	\$ 170,914	\$ 38,994
LIABILITIES AND FUND BALANCES								
LIABILITIES								
Accounts Payable	\$ 9,165	\$ 34,339	\$ -	\$ -	\$ -	\$ 224	\$ -	\$ -
Accrued Liabilities	-	-	-	-	1,984	-	-	-
Due to Federal and State Governments	-	-	-	-	-	-	-	-
Due to Other Funds	-	-	-	-	-	-	-	-
Unearned Revenue	-	-	-	-	1,242	-	-	-
Deposits Held in Custody of Others	-	-	-	-	-	-	-	-
Total Liabilities	9,165	34,339	-	-	3,226	224	-	-
DEFERRED INFLOW OF RESOURCES								
Unavailable Revenue - Other Receivables	-	-	-	-	-	-	-	-
Deferred Inflow Related to Leases	-	-	-	-	-	-	-	-
Total Deferred Inflow of Resources	-	-	-	-	-	-	-	-
FUND BALANCES								
Nonspendable	-	-	-	-	-	-	-	-
Restricted	-	-	-	-	-	-	-	-
Committed	85,024	158,236	119,964	219,520	320,661	216,607	170,914	38,994
Unassigned	-	-	-	-	-	-	-	-
Total Fund Balances	85,024	158,236	119,964	219,520	320,661	216,607	170,914	38,994
Total Liabilities and Fund Balances	\$ 94,189	\$ 192,575	\$ 119,964	\$ 219,520	\$ 323,887	\$ 216,831	\$ 170,914	\$ 38,994

**TOWN OF SOUTH KINGSTOWN, RHODE ISLAND
NONMAJOR GOVERNMENTAL FUNDS
COMBINING BALANCE SHEET (CONTINUED)
JUNE 30, 2024**

	Capital Project Funds		Permanent Funds						Total
	Wastewater Construction	Total Capital Project Funds	Hazard Memorial Trust	Irving Knowles Trust	Oliver Watson Home	Walter W. Watson Trust	Kingston Free Library Trust	Total Permanent Funds	
ASSETS									
Cash and Cash Equivalents									
Investments	\$ 1,623,880	\$ 1,655,049	\$ 307,682	\$ 3,076	\$ -	\$ -	\$ 5,742	\$ 316,500	\$ 5,298,450
Accounts and Other Receivables	4,232,184	4,232,369	285,076	579,256	167,224	206,828	1,192,629	2,431,013	7,573,189
Lease Receivable	-	81,242	-	-	-	-	-	-	348,323
Due from Federal and State Governments	-	-	-	-	-	-	-	-	109,315
Due from Other Funds	-	561,184	-	-	-	-	-	-	2,295,425
Prepays	-	12,216,229	-	-	-	-	-	-	14,844,155
	-	-	-	-	-	-	-	-	4
Total Assets	\$ 5,856,064	\$ 18,746,073	\$ 592,758	\$ 582,332	\$ 167,224	\$ 206,828	\$ 1,198,371	\$ 2,747,513	\$ 30,468,861
LIABILITIES AND FUND BALANCES									
LIABILITIES									
Accounts Payable	\$ -	\$ 145,624	-	\$ -	\$ -	\$ -	\$ -	\$ -	\$ 468,915
Accrued Liabilities	-	1,984	-	-	-	-	-	-	191,801
Due to Federal and State Governments	-	-	-	-	-	-	-	-	18,390
Due to Other Funds	-	-	-	-	20,767	2,589	-	23,356	1,946,250
Unearned Revenue	-	1,242	-	-	-	-	-	-	435,376
Deposits Held in Custody of Others	-	-	-	-	-	-	-	-	1,154
Total Liabilities	-	148,850	-	-	20,767	2,589	-	23,356	3,061,886
DEFERRED INFLOW OF RESOURCES									
Unavailable Revenue - Other Receivables	-	-	-	-	-	-	-	-	181,971
Deferred Inflow Related to Leases	-	-	-	-	-	-	-	-	103,971
Total Deferred Inflow of Resources	-	-	-	-	-	-	-	-	285,942
FUND BALANCES									
Nonspendable	-	-	20,000	2,000	39,000	40,928	390,092	492,020	492,021
Restricted	-	1,967,831	572,758	580,332	107,457	163,311	808,279	2,232,137	4,823,696
Committed	5,856,064	16,629,392	-	-	-	-	-	-	21,809,566
Unassigned	-	-	-	-	-	-	-	-	(4,250)
Total Fund Balances	5,856,064	18,597,223	592,758	582,332	146,457	204,239	1,198,371	2,724,157	27,121,033
Total Liabilities and Fund Balances	\$ 5,856,064	\$ 18,746,073	\$ 592,758	\$ 582,332	\$ 167,224	\$ 206,828	\$ 1,198,371	\$ 2,747,513	\$ 30,468,861

**TOWN OF SOUTH KINGSTOWN, RHODE ISLAND
NONMAJOR GOVERNMENTAL FUNDS
COMBINING STATEMENT OF REVENUES, EXPENDITURES, AND CHANGES IN FUND BALANCES
YEAR ENDED JUNE 30, 2024**

Special Revenue Funds									
	Affordable Housing	Animal Shelter Benefit Fund	Asset Forfeiture Fund	Community Development Block Grant	Community Recreation Center	Elderly Services	EMS Billing Services	300th Anniversary	Historical and Vital Recording Fees
REVENUES									
Intergovernmental Revenues	\$ -	\$ -	\$ 11,670	\$ 13,438	\$ 7,466	\$ 97,774	\$ -	\$ 120,791	\$ -
Licenses and Fees	-	14,432	-	-	-	-	-	-	26,386
Fines and Charges	-	-	-	-	327,977	101,155	1,612,758	-	-
Investment Income (Loss)	-	-	-	-	16,893	18,913	98,858	-	-
Contributions	-	510	-	-	-	-	-	-	-
Other Revenue	-	12,052	-	-	-	-	-	-	-
Total Revenues	-	26,994	11,670	13,438	352,336	217,842	1,711,616	120,791	26,386
EXPENDITURES									
Education	-	-	-	-	-	-	-	-	-
Recreation	-	-	-	-	575,025	-	-	-	-
Other Expenditures	3,000	2,330	47,259	38,966	-	492,119	503,965	108,947	25,794
Debt Service:									
Principal Retirement	-	-	-	-	-	2,920	-	-	12,582
Interest and Other Charges	-	-	-	-	-	322	-	-	823
Capital Outlay	-	-	365,849	-	-	-	-	-	-
Total Expenditures	3,000	2,330	413,108	38,966	575,025	495,361	503,965	108,947	39,199
EXCESS (DEFICIENCY) OF REVENUES OVER EXPENDITURES	(3,000)	24,664	(401,438)	(25,528)	(222,689)	(277,519)	1,207,651	11,844	(12,813)
OTHER FINANCING SOURCES (USES)									
Financed Purchases Issued	-	-	-	-	-	-	-	-	-
Issuance of Leases	-	-	365,849	-	-	-	-	-	-
Issuance of Subscriptions	-	-	-	-	-	-	-	-	-
Transfers In	37,500	-	-	-	387,000	528,182	-	-	-
Transfers Out	-	-	-	-	(160,614)	(196,492)	(925,000)	-	-
Total Other Financing Sources (Uses)	37,500	-	365,849	-	226,386	331,690	(925,000)	-	-
NET CHANGE IN FUND BALANCES	34,500	24,664	(35,589)	(25,528)	3,697	54,171	282,651	11,844	(12,813)
Fund Balances - Beginning, as originally reported	146,391	498,307	259,793	35,884	233,171	374,090	1,905,820	(10,640)	130,745
Restatement	-	-	-	-	-	-	-	-	-
Fund Balances - Beginning, as restated	-	-	-	-	-	-	-	-	-
FUND BALANCES - END OF YEAR	\$ 180,891	\$ 522,971	\$ 224,204	\$ 10,356	\$ 236,868	\$ 428,261	\$ 2,188,471	\$ 1,204	\$ 117,932

**TOWN OF SOUTH KINGSTOWN, RHODE ISLAND
NONMAJOR GOVERNMENTAL FUNDS
COMBINING STATEMENT OF REVENUES, EXPENDITURES, AND CHANGES IN FUND BALANCES (CONTINUED)
YEAR ENDED JUNE 30, 2024**

	Special Revenue Funds							
	Narragansett Library	Neighborhood Guild	Peace Dale Office Building	Property Revaluation Reserve Fund	RI Resource Recovery Grant	Public Safety Grants	Statewide Planning Grant	Nancy Brown Memorial Fund
REVENUES								
Intergovernmental Revenues	\$ -	\$ -	\$ -	\$ -	\$ -	\$ 315,422	\$ 9,792	\$ 2
Licenses and Fees	-	-	-	-	-	-	-	-
Fines and Charges	-	344,958	101,536	-	-	-	-	-
Investment Income (Loss)	6,040	11,191	9,901	-	-	-	-	-
Contributions	52,879	-	-	-	-	-	-	-
Other Revenue	-	3,669	-	-	-	-	-	-
Total Revenues	<u>58,919</u>	<u>359,818</u>	<u>111,437</u>	<u>-</u>	<u>-</u>	<u>315,422</u>	<u>9,792</u>	<u>2</u>
EXPENDITURES								
Education	-	-	-	-	-	-	-	-
Recreation	-	667,693	63,580	-	-	-	-	-
Other Expenditures	22	-	-	7,756	-	254,426	-	-
Debt Service:								
Principal Retirement	-	2,190	730	-	-	48,112	-	-
Interest and Other Charges	-	242	81	-	-	17,080	-	-
Capital Outlay	-	-	-	-	-	550,250	-	-
Total Expenditures	<u>22</u>	<u>670,125</u>	<u>64,391</u>	<u>7,756</u>	<u>-</u>	<u>869,868</u>	<u>-</u>	<u>-</u>
EXCESS (DEFICIENCY) OF REVENUES OVER EXPENDITURES	58,897	(310,307)	47,046	(7,756)	-	(554,446)	9,792	2
OTHER FINANCING SOURCES (USES)								
Financed Purchases Issued	-	-	-	-	-	214,161	-	-
Issuance of Leases	-	-	-	-	-	-	-	-
Issuance of Subscriptions	-	-	-	-	-	336,089	-	-
Transfers In	7,285	466,000	-	75,000	-	-	-	-
Transfers Out	(61,774)	(191,820)	(21,565)	-	-	-	-	-
Total Other Financing Sources (Uses)	<u>(54,489)</u>	<u>274,180</u>	<u>(21,565)</u>	<u>75,000</u>	<u>-</u>	<u>550,250</u>	<u>-</u>	<u>-</u>
NET CHANGE IN FUND BALANCES	4,408	(36,127)	25,481	67,244	-	(4,196)	9,792	2
Fund Balances - Beginning, as originally reported	<u>101,346</u>	<u>276,036</u>	<u>190,147</u>	<u>223,216</u>	<u>55,896</u>	<u>(54)</u>	<u>(9,792)</u>	<u>3,147</u>
Restatement	-	(75,752)	-	-	-	-	-	-
Fund Balances - Beginning, as restated	<u>-</u>	<u>200,284</u>	<u>-</u>	<u>-</u>	<u>-</u>	<u>-</u>	<u>-</u>	<u>-</u>
FUND BALANCES - END OF YEAR	<u>\$ 105,754</u>	<u>\$ 164,157</u>	<u>\$ 215,628</u>	<u>\$ 290,460</u>	<u>\$ 55,896</u>	<u>\$ (4,250)</u>	<u>\$ -</u>	<u>\$ 3,149</u>

**TOWN OF SOUTH KINGSTOWN, RHODE ISLAND
NONMAJOR GOVERNMENTAL FUNDS
COMBINING STATEMENT OF REVENUES, EXPENDITURES, AND CHANGES IN FUND BALANCES (CONTINUED)
YEAR ENDED JUNE 30, 2024**

	Special Revenue Funds							Total Special Revenue Funds
	Municipal Planning Services Reserve Fund	School Restricted Fund	Student Activity Funds	Miscellaneous Donations Fund	K-9 Grant Fund	Opioid Settlement	Friends of SK Parks and Recreation	
REVENUES								
Intergovernmental Revenues	\$ -	\$ 3,991,773	\$ 218,250	\$ 174	\$ 462	102,846	\$ -	\$ 4,889,860
Licenses and Fees	-	-	-	-	-	-	-	40,818
Fines and Charges	-	-	-	-	-	-	-	2,488,384
Investment Income (Loss)	-	-	-	-	-	-	1,722	163,518
Contributions	-	7,073	-	242,329	-	-	13,148	315,939
Other Revenue	-	-	-	-	-	-	-	15,721
Total Revenues	-	3,998,846	218,250	242,503	462	102,846	14,870	7,914,240
EXPENDITURES								
Education	-	3,851,730	199,647	-	-	-	-	4,051,377
Recreation	-	-	-	-	-	-	11,124	1,317,422
Other Expenditures	-	-	-	233,802	1,255	-	-	1,719,641
Debt Service:								
Principal Retirement	-	-	-	-	-	-	-	66,534
Interest and Other Charges	-	-	-	-	-	-	-	18,548
Capital Outlay	-	-	-	-	-	-	-	916,099
Total Expenditures	-	3,851,730	199,647	233,802	1,255	-	11,124	8,089,621
EXCESS (DEFICIENCY) OF REVENUES OVER EXPENDITURES	-	147,116	18,603	8,701	(793)	102,846	3,746	(175,381)
OTHER FINANCING SOURCES (USES)								
Financed Purchases Issued	-	-	-	-	-	-	-	214,161
Issuance of Leases	-	-	-	-	-	-	-	365,849
Issuance of Subscriptions	-	-	-	-	-	-	-	336,089
Transfers In	37,000	-	20,121	-	-	-	-	1,558,088
Transfers Out	-	-	(20,121)	-	-	-	-	(1,577,386)
Total Other Financing Sources (Uses)	37,000	-	-	-	-	-	-	896,801
NET CHANGE IN FUND BALANCES	37,000	147,116	18,603	8,701	(793)	102,846	3,746	721,420
Fund Balances - Beginning, as originally reported	95,346	48,136	\$ 269,151	35,836	8,982	246,030	37,001	5,153,985
Restatement	-	-	-	-	-	-	-	(75,752)
Fund Balances - Beginning, as restated	-	-	-	-	-	-	-	5,078,233
FUND BALANCES - END OF YEAR	\$ 132,346	\$ 195,252	\$ 287,754	\$ 44,537	\$ 8,189	\$ 348,876	\$ 40,747	\$ 5,799,653

**TOWN OF SOUTH KINGSTOWN, RHODE ISLAND
NONMAJOR GOVERNMENTAL FUNDS
COMBINING STATEMENT OF REVENUES, EXPENDITURES, AND CHANGES IN FUND BALANCES (CONTINUED)
YEAR ENDED JUNE 30, 2024**

	Capital Project Funds								
	Capital Equipment and Replacement	Technology Improvement	Fair Share Development	Grant Match Reserve	Library Building Construction	Open Space Reserve	Public Safety Improvement	Public Services Office Building Improvement	Public Works Improvement
REVENUES									
Intergovernmental Revenues	\$ 298,860	\$ -	\$ -	\$ -	\$ 15,000	\$ -	\$ 6,000	\$ -	\$ 704,734
Licenses and Fees	-	-	212,792	-	-	464,650	-	-	-
Fines and Charges	-	-	-	-	-	-	-	-	-
Investment Income (Loss)	-	-	-	-	1,326	-	-	-	-
Contributions	-	-	-	-	-	-	-	-	-
Other Revenue	-	-	-	-	-	-	-	-	-
Total Revenues	298,860	-	212,792	-	16,326	464,650	6,000	-	704,734
EXPENDITURES									
Education	-	-	-	-	-	-	-	-	-
Recreation	-	-	-	-	-	-	-	-	-
Other Expenditures	-	-	-	-	-	-	-	-	(2,500)
Debt Service:									
Principal Retirement	96,608	-	-	-	-	-	-	-	-
Interest and Other Charges	7,747	-	-	-	-	-	-	-	-
Capital Outlay	1,720,744	-	-	-	33,835	-	91,206	10,088	2,393,682
Total Expenditures	1,825,099	-	-	-	33,835	-	91,206	10,088	2,391,182
EXCESS (DEFICIENCY) OF REVENUES OVER EXPENDITURES	(1,526,239)	-	212,792	-	(17,509)	464,650	(85,206)	(10,088)	(1,686,448)
OTHER FINANCING SOURCES (USES)									
Financed Purchases Issued	-	-	-	-	-	-	-	-	-
Issuance of Leases	-	-	-	-	-	-	-	-	-
Issuance of Subscriptions	70,169	-	-	-	-	-	-	-	-
Transfers In	604,150	85,000	-	-	105,000	-	110,000	200,000	748,125
Transfers Out	(200,000)	-	(89,997)	-	(3,943)	(284,204)	-	-	-
Total Other Financing Sources (Uses)	474,319	85,000	(89,997)	-	101,057	(284,204)	110,000	200,000	748,125
NET CHANGE IN FUND BALANCES	(1,051,920)	85,000	122,795	-	83,548	180,446	24,794	189,912	(938,323)
Fund Balances - Beginning, as originally reported	3,168,977	124,516	845,036	1,000,000	180,120	1,260,584	436,365	46,282	3,720,072
Restatement	-	-	-	-	-	-	-	-	-
Fund Balances - Beginning, as restated	-	-	-	-	-	-	-	-	-
FUND BALANCES - END OF YEAR	\$ 2,117,057	\$ 209,516	\$ 967,831	\$ 1,000,000	\$ 263,668	\$ 1,441,030	\$ 461,159	\$ 236,194	\$ 2,781,749

**TOWN OF SOUTH KINGSTOWN, RHODE ISLAND
NONMAJOR GOVERNMENTAL FUNDS
COMBINING STATEMENT OF REVENUES, EXPENDITURES, AND CHANGES IN FUND BALANCES (CONTINUED)
YEAR ENDED JUNE 30, 2024**

	Capital Project Funds									
	Recreation Minor Improvement	Guild Renovation	Recreation Improvement	School Capital	Senior Services Center Construction	Recreation Center Fund	South Road School Reserve Fund	Town Hall Improvement	School Improvement Fund	Village Infrastructure Fund
REVENUES										
Intergovernmental Revenues	\$ 80,000	\$ 6,000	\$ 100,000	\$ 196,688	\$ -	\$ -	\$ 176	\$ 2,000	\$ -	\$ -
Licenses and Fees	-	-	-	-	-	-	-	-	-	-
Fines and Charges	-	-	-	-	-	-	-	-	-	-
Investment Income (Loss)	-	-	-	-	-	-	-	-	-	-
Contributions	-	-	-	-	-	-	-	-	-	-
Other Revenue	-	-	10,606	-	-	-	-	-	-	-
Total Revenues	80,000	6,000	110,606	196,688	-	-	176	2,000	-	-
EXPENDITURES										
Education	-	-	-	677,034	-	-	-	-	-	-
Recreation	-	-	-	-	-	-	-	-	-	-
Other Expenditures	-	-	-	-	-	-	-	-	-	-
Debt Service:										
Principal Retirement	-	-	-	-	-	-	-	-	-	-
Interest and Other Charges	-	-	-	-	-	-	-	-	-	-
Capital Outlay	267,821	34,550	281,469	-	-	4,270	16,951	89,273	42,293	1,006
Total Expenditures	267,821	34,550	281,469	677,034	-	4,270	16,951	89,273	42,293	1,006
EXCESS (DEFICIENCY) OF REVENUES OVER EXPENDITURES	(187,821)	(28,550)	(170,863)	(480,346)	-	(4,270)	(16,775)	(87,273)	(42,293)	(1,006)
OTHER FINANCING SOURCES (USES)										
Financed Purchases Issued	-	-	-	-	-	-	-	-	-	-
Issuance of Leases	-	-	-	-	-	-	-	-	-	-
Issuance of Subscriptions	-	-	-	-	-	-	-	-	-	-
Transfers In	243,950	177,612	-	80,000	47,502	20,000	-	75,000	-	10,000
Transfers Out	-	-	-	-	-	-	-	(12,056)	-	-
Total Other Financing Sources (Uses)	243,950	177,612	-	80,000	47,502	20,000	-	62,944	-	10,000
NET CHANGE IN FUND BALANCES	56,129	149,062	(170,863)	(400,346)	47,502	15,730	(16,775)	(24,329)	(42,293)	8,994
Fund Balances - Beginning, as originally reported	898,637	829,207	255,887	558,582	72,462	203,790	337,436	240,936	-	30,000
Restatement	-	-	-	-	-	-	-	-	213,207	-
Fund Balances - Beginning, as restated	-	-	-	-	-	-	-	-	213,207	-
FUND BALANCES - END OF YEAR	\$ 954,766	\$ 978,269	\$ 85,024	\$ 158,236	\$ 119,964	\$ 219,520	\$ 320,661	\$ 216,607	\$ 170,914	\$ 38,994

**TOWN OF SOUTH KINGSTOWN, RHODE ISLAND
NONMAJOR GOVERNMENTAL FUNDS
COMBINING STATEMENT OF REVENUES, EXPENDITURES, AND CHANGES IN FUND BALANCES (CONTINUED)
YEAR ENDED JUNE 30, 2024**

	Capital Project Funds			Permanent Funds					Eliminations	Total
	Wastewater Construction	Total Capital Project Funds	Hazard Memorial Trust	Irving Knowles Trust	Oliver Watson Home	Walter W. Watson Trust	Kingston Free Library Trust	Total Permanent Funds		
REVENUES										
Intergovernmental Revenues	\$ -	\$ 1,409,458	\$ -	\$ -	\$ -	\$ -	\$ -	\$ -	\$ -	\$ 6,299,318
Licenses and Fees	-	677,442	-	-	-	-	-	-	-	718,260
Fines and Charges	37,800	37,800	-	-	-	-	-	-	-	2,526,184
Investment Income (Loss)	234,148	235,474	59,574	64,434	6,639	8,203	139,569	278,419	-	677,411
Contributions	-	-	-	-	-	-	-	-	-	315,939
Other Revenue	-	10,606	-	-	-	-	-	-	-	26,327
Total Revenues	271,948	2,370,780	59,574	64,434	6,639	8,203	139,569	278,419	-	10,563,439
EXPENDITURES										
Education	-	677,034	-	-	-	-	-	-	-	4,728,411
Recreation	-	-	-	-	767	-	-	767	-	1,318,189
Other Expenditures	-	(2,500)	15,737	-	-	-	5,556	21,293	-	1,738,434
Debt Service:										
Principal Retirement	-	96,608	-	-	-	-	-	-	-	163,142
Interest and Other Charges	-	7,747	-	-	-	-	-	-	-	26,295
Capital Outlay	-	4,987,188	-	-	-	-	-	-	-	5,903,287
Total Expenditures	-	5,766,077	15,737	-	767	-	5,556	22,060	-	13,877,758
EXCESS (DEFICIENCY) OF REVENUES OVER EXPENDITURES	271,948	(3,395,297)	43,837	64,434	5,872	8,203	134,013	256,359	-	(3,314,319)
OTHER FINANCING SOURCES (USES)										
Financed Purchases Issued	-	-	-	-	-	-	-	-	-	214,161
Issuance of Leases	-	-	-	-	-	-	-	-	-	365,849
Issuance of Subscriptions	-	70,169	-	-	-	-	-	-	-	406,258
Transfers In	-	2,506,339	-	-	-	-	-	-	(468,405)	3,596,022
Transfers Out	-	(590,200)	-	(7,285)	(10,000)	-	(31,895)	(49,180)	468,405	(1,748,361)
Total Other Financing Sources (Uses)	-	1,986,308	-	(7,285)	(10,000)	-	(31,895)	(49,180)	-	2,833,929
NET CHANGE IN FUND BALANCES	271,948	(1,408,989)	43,837	57,149	(4,128)	8,203	102,118	207,179	-	(480,390)
Fund Balances - Beginning, as originally reported	5,584,116	19,793,005	548,921	525,183	150,585	196,036	1,096,253	2,516,978	-	27,463,968
Restatement	-	213,207	-	-	-	-	-	-	-	137,455
Fund Balances - Beginning, as restated	-	20,006,212	-	-	-	-	-	2,516,978	-	27,601,423
FUND BALANCES - END OF YEAR	\$ 5,856,064	\$ 18,597,223	\$ 592,758	\$ 582,332	\$ 146,457	\$ 204,239	\$ 1,198,371	\$ 2,724,157	\$ -	\$ 27,121,033

INTERNAL SERVICE FUNDS

INTERNAL SERVICE FUNDS

Internal Service Funds are used to account for and finance certain health care costs of the Town in addition to nonmajor technology investments. The Internal Service Funds are as follows:

Health Care Management Fund – To account for health care management costs for the Town.

Compensated Absences Fund – To account for compensated absences administration for the Town.

Nonmajor Technology Reserve Fund – To account for all funds held for the purposes of nonmajor technology purchases.

Employee Training Fund – To account for training across the Town employee populous.

Employee Claims and Settlements – To account for large injury on duty and other employee related claims.

**TOWN OF SOUTH KINGSTOWN, RHODE ISLAND
INTERNAL SERVICE FUNDS
COMBINING STATEMENT OF NET POSITION
JUNE 30, 2024**

ASSETS	Health Care Management Fund	Compensated Absences Fund	Nonmajor Technology Reserve Fund	Employee Training Fund	Employee Claims and Settlements	Total
CURRENT ASSETS						
Cash and Cash Equivalents	\$ 682,904	\$ 821,943	\$ -	\$ -	\$ -	\$ 1,504,847
Due from Other Funds	-	1	417,306	50,200	248,150	715,657
	<u>682,904</u>	<u>821,944</u>	<u>417,306</u>	<u>50,200</u>	<u>248,150</u>	<u>2,220,504</u>
NET POSITION						
Unrestricted	<u>\$ 682,904</u>	<u>\$ 821,944</u>	<u>\$ 417,306</u>	<u>\$ 50,200</u>	<u>\$ 248,150</u>	<u>\$ 2,220,504</u>

**TOWN OF SOUTH KINGSTOWN, RHODE ISLAND
INTERNAL SERVICE FUNDS
COMBINING SCHEDULE OF REVENUES, EXPENSES, AND
CHANGES IN FUND NET POSITION
YEAR ENDED JUNE 30, 2024**

	Health Care Management Fund	Compensated Absences Fund	Nonmajor Technology Reserve Fund	Employee Training Fund	Employee Claims and Settlements	Total
OPERATING REVENUES						
Charges for Services	\$ -	\$ -	\$ 207,183	\$ -	\$ -	\$ 207,183
Total Operating Revenues	<u>-</u>	<u>-</u>	<u>207,183</u>	<u>-</u>	<u>-</u>	<u>207,183</u>
OPERATING EXPENSES						
Health Care Management	3,000	-	-	-	-	3,000
Compensated Absences	-	66,102	-	-	-	66,102
Other	-	-	224,085	4,800	1,850	230,735
Total Operating Expenses	<u>3,000</u>	<u>66,102</u>	<u>224,085</u>	<u>4,800</u>	<u>1,850</u>	<u>299,837</u>
OPERATING LOSS	(3,000)	(66,102)	(16,902)	(4,800)	(1,850)	(92,654)
NONOPERATING INCOME						
Income on Investments	<u>16,967</u>	<u>16,056</u>	<u>-</u>	<u>-</u>	<u>-</u>	<u>33,023</u>
INCOME (LOSS) BEFORE TRANSFERS	13,967	(50,046)	(16,902)	(4,800)	(1,850)	(59,631)
Transfers in	<u>-</u>	<u>150,000</u>	<u>-</u>	<u>-</u>	<u>200,000</u>	<u>350,000</u>
CHANGE IN NET POSITION	13,967	99,954	(16,902)	(4,800)	198,150	290,369
Net Position - Beginning of Year	<u>668,937</u>	<u>721,990</u>	<u>434,208</u>	<u>55,000</u>	<u>50,000</u>	<u>1,930,135</u>
NET POSITION - END OF YEAR	<u>\$ 682,904</u>	<u>\$ 821,944</u>	<u>\$ 417,306</u>	<u>\$ 50,200</u>	<u>\$ 248,150</u>	<u>\$ 2,220,504</u>

**TOWN OF SOUTH KINGSTOWN, RHODE ISLAND
INTERNAL SERVICE FUNDS
COMBINING STATEMENT OF CASH FLOWS
YEAR ENDED JUNE 30, 2024**

	Health Care Management Fund	Compensated Absences Fund	Nonmajor Technology Reserve Fund	Employee Training Fund	Employee Claims and Settlements	Total
CASH FLOWS FROM OPERATING ACTIVITIES						
Receipts from Providing Services	\$ -	\$ 350,000	\$ 224,085	\$ 4,800	\$ (198,150)	\$ 380,735
Payments to Suppliers	-	-	(224,085)	(4,800)	(1,850)	(230,735)
Payments for Claims	(3,000)	(66,102)	-	-	-	(69,102)
Net Cash Provided (Used) by Operating Activities	<u>(3,000)</u>	<u>283,898</u>	<u>-</u>	<u>-</u>	<u>(200,000)</u>	<u>80,898</u>
CASH FLOWS FROM NONCAPITAL FINANCING ACTIVITIES						
Transfers In from Other Funds	-	150,000	-	-	200,000	350,000
Net Cash Provided by Noncapital Financing Activities	<u>-</u>	<u>150,000</u>	<u>-</u>	<u>-</u>	<u>200,000</u>	<u>350,000</u>
CASH FLOWS FROM INVESTING ACTIVITIES						
Interest on Investments	16,967	16,056	-	-	-	33,023
Net Cash Provided by Investing Activities	<u>16,967</u>	<u>16,056</u>	<u>-</u>	<u>-</u>	<u>-</u>	<u>33,023</u>
NET INCREASE IN CASH AND CASH EQUIVALENTS	13,967	449,954	-	-	-	463,921
Cash and Cash Equivalents - Beginning of Year	<u>668,937</u>	<u>371,989</u>	<u>-</u>	<u>-</u>	<u>-</u>	<u>1,040,926</u>
CASH AND CASH EQUIVALENTS - END OF YEAR	<u>\$ 682,904</u>	<u>\$ 821,943</u>	<u>\$ -</u>	<u>\$ -</u>	<u>\$ -</u>	<u>\$ 1,504,847</u>
RECONCILIATION OF OPERATING LOSS TO NET CASH PROVIDED (USED) BY OPERATING ACTIVITIES						
Operating Loss	\$ (3,000)	\$ (66,102)	\$ (16,902)	\$ (4,800)	\$ (1,850)	\$ (92,654)
Adjustments to Reconcile Operating Loss to Net Cash Provided (Used) by Operating Activities:						
Change in Assets and Liabilities:						
(Increase) Decrease in Due from Other Funds	-	(1)	18,627	4,800	(198,150)	(174,724)
Decrease in Accounts Payable and Accrued Items	-	-	(1,725)	-	-	(1,725)
Increase in Due to Other Funds	-	350,001	-	-	-	350,001
Total Adjustments	<u>-</u>	<u>350,000</u>	<u>16,902</u>	<u>4,800</u>	<u>(198,150)</u>	<u>173,552</u>
Net Cash Provided (Used) by Operating Activities	<u>\$ (3,000)</u>	<u>\$ 283,898</u>	<u>\$ -</u>	<u>\$ -</u>	<u>\$ (200,000)</u>	<u>\$ 80,898</u>

**TOWN OF SOUTH KINGSTOWN, RHODE ISLAND
SCHEDULE OF PROPERTY TAXES RECEIVABLE
YEAR ENDED JUNE 30, 2024**

Year	Mill Rate	Property Taxes Receivable July 1, 2023	Current Year Assessment	Transfers Addendums (Net)	Abatements and Adjustments	Amount to be Collected	Collections Net of Refunds	Property Taxes Receivable June 30, 2024
2023	11.050	\$ -	\$ 76,242,144	\$ 138,523	\$ 332,006	\$ 76,048,661	\$ 75,300,500	\$ 748,161
2022	10.950	672,044	-	-	275,228	396,816	174,805	222,011
2021	14.450	212,841	-	-	151	212,690	162,013	50,677
2020	14.450	58,073	-	-	-	58,073	27,945	30,128
2019	14.450	37,763	-	-	-	37,763	8,994	28,769
2018	15.680	28,526	-	-	-	28,526	1,431	27,095
2017	15.310	29,936	-	-	-	29,936	1,663	28,273
2016	15.090	36,676	-	-	-	36,676	2,169	34,507
2015	15.520	31,356	-	-	-	31,356	1,488	29,868
2014	15.482	34,232	-	-	-	34,232	539	33,693
2013	15.470	31,624	-	-	30,772	852	852	-
Subtotal		1,173,071	<u>\$ 76,242,144</u>	<u>\$ 138,523</u>	<u>\$ 638,157</u>	<u>\$ 76,915,581</u>	<u>\$ 75,682,399</u>	1,233,182
Less: Estimated Allowance for Uncollectable Accounts		<u>300,549</u>						<u>359,114</u>
Net Property Taxes Receivable		<u>\$ 872,522</u>						<u>\$ 874,068</u>

**TOWN OF SOUTH KINGSTOWN, RHODE ISLAND
SCHEDULE OF PROPERTY TAXES RECEIVABLE (CONTINUED)
YEAR ENDED JUNE 30, 2024**

Year	July - August 2023 Collections Subject to 60-Day FY23 Accrual	September - June 2024 Collections	Total FY 2024 Collections	July - August 2024 Collections Subject to 60-Day FY24 Accrual
2023	\$ -	\$ 75,300,500	\$ 75,300,500	\$ 202,487
2022	177,288	(2,483)	174,805	40,982
2021	36,352	125,661	162,013	4,451
2020	4,023	23,922	27,945	31
2019	1,156	7,838	8,994	71
2018	286	1,145	1,431	-
2017	-	1,663	1,663	75
2016	225	1,944	2,169	-
2015	75	1,413	1,488	6
2014	58	481	539	-
2013	-	852	852	-
	\$ 219,463	\$ 75,462,936	\$ 75,682,399	\$ 248,103
Total	\$ 219,463	\$ 75,462,936	\$ 75,682,399	\$ 248,103

**TOWN OF SOUTH KINGSTOWN, RHODE ISLAND
SCHEDULE OF PROPERTY TAXES RECEIVABLE (CONTINUED)
YEAR ENDED JUNE 30, 2024**

Schedule of Net Assessed Property Value by Category Assessed December 31, 2022			Reconciliation of Current Year Property Tax Revenue	
Description of Property	Valuations	Levy		
Real Property	\$ 6,886,378,450	\$ 76,094,482	Current Year Collections	\$ 75,682,399
Motor Vehicle	-	-	Revenue Received 60 Days Subsequent to Fiscal Year Ended June 30, 2024	<u>248,103</u>
Tangible Property	<u>108,994,386</u>	<u>1,204,388</u>	Subtotal	<u>75,930,502</u>
Total	6,995,372,836	77,298,870	Prior Year Revenue Received in Current Year (2023 60-Day Rule)	<u>(219,463)</u>
Exemptions and Adjustments	<u>95,608,636</u>	<u>1,056,726</u>	Current Year Property Tax Revenue	<u><u>\$ 75,711,039</u></u>
Net Assessed Value	<u><u>\$ 6,899,764,200</u></u>	<u><u>\$ 76,242,144</u></u>		

**THE ANNUAL SUPPLEMENTAL TRANSPARENCY REPORT SCHEDULES
REQUIRED BY THE STATE OF RHODE ISLAND GENERAL LA
§ 45-12-22.2 AND § 44-35-10**

- Annual Supplemental Transparency Report (MTP2) – Revenue
- Annual Supplemental Transparency Report (MTP2) – Expenditures
- Combining Schedule of Reportable Government Services with Reconciliation to MTP2 – Municipal
- Combining Schedule of Reportable Government Services with Reconciliation to MTP2 – Education Department
- Notes to Supplementary Information – Annual Supplemental Transparency Report (MTP2)

TOWN OF SOUTH KINGSTOWN, RHODE ISLAND
ANNUAL SUPPLEMENTAL TRANSPARENCY REPORT (MTP2)
FISCAL YEAR ENDED JUNE 30, 2024

Town of South Kingstown
Annual Supplemental Transparency Report (MTP2)
Fiscal Year Ended June 30, 2024

<u>REVENUE</u>	<u>Municipal</u>	<u>Education Department</u>
Current Year Levy Tax Collection	\$ 75,462,250	\$ -
Last Year's Levy Tax Collection	93,502	-
Prior Years Property Tax Collection	151,091	-
Interest & Penalty	289,381	-
PILOT & Tax Treaty (excluded from levy) Collection	423,285	-
Other Local Property Taxes	-	-
Fines and Forfeitures	18,690	-
Investment Income	2,651,749	-
Departmental	2,018,659	-
Rescue Run Revenue	1,612,758	-
Police & Fire Detail	1,780	-
Other Local Non-Property Tax Revenues	571,096	-
Tuition	-	184,631
Impact Aid	-	-
Medicaid	-	384,196
Federal Stabilization Funds	-	-
Federal Food Service Reimbursement	-	358,974
CDBG	-	-
COPS Grants	-	-
SAFER Grants	-	-
Other Federal Aid Funds	7,751	2,594,386
COVID - ESSER	-	1,521,141
COVID - CRF	-	-
COVID - CDBG	-	-
COVID - FEMA	-	-
COVID - Other	-	-
COVID - ARPA	573,610	-
MV Excise Tax Reimbursement	142,445	-
State PILOT Program	187,050	-
Distressed Community Relief Fund	-	-
Library Resource Aid	258,400	-
Library Construction Aid	-	-
Public Service Corporation Tax	418,487	-
Meals & Beverage Tax / Hotel Tax	1,473,050	-
LEA Aid	-	5,811,309
Group Home	-	-
Housing Aid Capital Projects	-	-
Housing Aid Bonded Debt	194,507	-
State Food Service Revenue	-	11,551
Incentive Aid	-	-
Property Revaluation Reimbursement	-	-
Other State Revenue	2	72,934
Motor Vehicle Phase Out	3,788,010	-
Other Revenue	-	858,614
Local Appropriation for Education	-	55,994,773
Regional Appropriation for Education	-	-
Supplemental Appropriation for Education	-	-
Regional Supplemental Appropriation for Education	-	-
Other Education Appropriation	-	-
Rounding	1,414,856	-
Total Revenue	\$ 91,752,409	\$ 67,792,509
Financing Sources: Transfer from Capital Funds	\$ -	\$ -
Financing Sources: Transfer from Other Funds	849,162	-
Financing Sources: Debt Proceeds	-	-
Financing Sources: Other	473,300	-
Rounding	-	-
Total Other Financing Sources	\$ 1,322,462	\$ -

See accompanying Notes to Annual Supplemental Transparency Report (MTP2).

**TOWN OF SOUTH KINGSTOWN, RHODE ISLAND
ANNUAL SUPPLEMENTAL TRANSPARENCY REPORT (MTP2)
FISCAL YEAR ENDED JUNE 30, 2024**

Town of South Kingstown
Annual Supplemental Transparency Report (MTP2)
Fiscal Year Ended June 30, 2024

<u>EXPENDITURES</u>	<u>General Government</u>	<u>Finance</u>	<u>Social Services</u>	<u>Centralized IT</u>	<u>Planning</u>	<u>Libraries</u>	<u>Public Works</u>	<u>Parks and Rec</u>	<u>Police Department</u>
Compensation - Group A	\$ 1,417,515	\$ 913,267	\$ 263,624	\$ 237,158	\$ 797,575	\$ 839,644	\$ 1,328,641	\$ 1,496,928	\$ 5,241,781
Compensation - Group B	-	-	-	-	-	-	-	-	418,869
Compensation - Group C	-	-	-	-	-	-	-	-	-
Compensation - Volunteer	-	-	-	-	-	-	-	-	-
Overtime - Group A	24,155	3,370	-	-	262	82	22,423	33,698	467,664
Overtime - Group C	-	-	-	-	-	-	-	-	-
Police & Fire Detail	-	-	-	-	-	-	-	-	-
Active Medical Insurance - Group A	-	-	-	-	-	-	-	-	-
Active Medical Insurance - Group B	-	-	-	-	-	-	-	-	-
Active Medical Insurance - Group C	-	-	-	-	-	-	-	-	-
Active Dental Insurance - Group A	-	-	-	-	-	-	-	-	-
Active Dental Insurance - Group B	-	-	-	-	-	-	-	-	-
Active Dental Insurance - Group C	-	-	-	-	-	-	-	-	-
Payroll Taxes	-	-	-	-	-	-	-	-	-
Life Insurance	-	-	-	-	-	-	-	-	-
State Defined Contribution - Group A	-	-	-	-	-	-	-	-	-
State Defined Contribution - Group B	-	-	-	-	-	-	-	-	-
State Defined Contribution - Group C	-	-	-	-	-	-	-	-	-
Other Benefits - Group A	-	-	-	-	-	-	-	-	-
Other Benefits - Group B	-	-	-	-	-	-	-	-	-
Other Benefits - Group C	-	-	-	-	-	-	-	-	-
Local Defined Benefit Pension - Group A	-	-	-	-	-	-	-	-	-
Local Defined Benefit Pension - Group B	-	-	-	-	-	-	-	-	-
Local Defined Benefit Pension - Group C	-	-	-	-	-	-	-	-	-
State Defined Benefit Pension - Group A	-	-	-	-	-	-	-	-	-
State Defined Benefit Pension - Group B	-	-	-	-	-	-	-	-	-
State Defined Benefit Pension - Group C	-	-	-	-	-	-	-	-	-
Other Defined Benefit / Contribution	-	-	-	-	-	-	-	-	-
Purchased Services	-	-	-	-	-	-	-	-	-
Materials/Supplies	-	-	-	-	-	-	-	-	-
Software Licenses	-	-	-	-	-	-	-	-	-
Capital Outlays	-	-	-	-	-	-	-	-	-
Insurance	-	-	-	-	-	-	-	-	-
Maintenance	-	-	-	-	-	-	-	-	-
Vehicle Operations	-	-	-	-	-	-	-	-	-
Utilities	-	-	-	-	-	-	-	-	-
Contingency	-	-	-	-	-	-	-	-	-
Street Lighting	-	-	-	-	-	-	-	-	-
Revaluation	-	-	-	-	-	-	-	-	-
Snow Removal-Raw Material & External Contracts	-	-	-	-	-	-	-	-	-
Trash Removal & Recycling	-	-	-	-	-	-	-	-	-
Claims & Settlements	-	-	-	-	-	-	-	-	-
Community Support	-	-	-	-	-	-	-	-	-
Other Operation Expenditures	-	-	-	-	-	-	-	-	-
Tipping Fees	-	-	-	-	-	-	-	-	-
Local Appropriation for Education	-	-	-	-	-	-	-	-	-
Regional Appropriation for Education	-	-	-	-	-	-	-	-	-
Supplemental Appropriation for Education	-	-	-	-	-	-	-	-	-
Regional Supplemental Appropriation for Education	-	-	-	-	-	-	-	-	-
Other Education Appropriation	-	-	-	-	-	-	-	-	-
Municipal Debt- Principal	-	-	-	-	-	-	-	-	-
Municipal Debt- Interest	-	-	-	-	-	-	-	-	-
School Debt- Principal	-	-	-	-	-	-	-	-	-
School Debt- Interest	-	-	-	-	-	-	-	-	-
Retiree Medical Insurance- Total	-	-	-	-	-	-	-	-	-
Retiree Dental Insurance- Total	-	-	-	-	-	-	-	-	-
OPEB Contribution- Total	-	-	-	-	-	-	-	-	-
Rounding	1,859,730	489,348	211,004	386,421	470,581	547,173	1,660,071	1,737,834	3,827,036
Total Expenditures	\$ 3,301,400	\$ 1,405,985	\$ 474,628	\$ 603,579	\$ 1,268,418	\$ 1,386,899	\$ 3,011,135	\$ 3,268,460	\$ 9,955,350

See accompanying Notes to Annual Supplemental Transparency Report (MTP2).

**TOWN OF SOUTH KINGSTOWN, RHODE ISLAND
ANNUAL SUPPLEMENTAL TRANSPARENCY REPORT (MTP2) (CONTINUED)
FISCAL YEAR ENDED JUNE 30, 2024**

Town of South Kingstown
Annual Supplemental Transparency Report (MTP2)
Fiscal Year Ended June 30, 2024

<u>EXPENDITURES</u>	Fire Department	Centralized Dispatch	Public Safety Other	Education Appropriation	Debt	OPEB	Total Municipal	Education Department
Compensation - Group A	\$ -	\$ 471,322	\$ 1,551,720	\$ -	\$ -	\$ -	\$ 14,559,175	\$ 25,053,738
Compensation - Group B	-	-	-	-	-	-	418,869	3,191,145
Compensation - Group C	-	-	-	-	-	-	-	4,133,485
Compensation -Volunteer	-	-	-	-	-	-	-	-
Overtime - Group A	-	139,021	766,419	-	-	-	1,457,094	-
Overtime - Group C	-	-	-	-	-	-	-	-
Police & Fire Detail	-	-	-	-	-	-	-	-
Active Medical Insurance - Group A	-	-	-	-	-	-	-	-
Active Medical Insurance - Group B	-	-	-	-	-	-	-	-
Active Medical Insurance - Group C	-	-	-	-	-	-	-	-
Active Dental Insurance - Group A	-	-	-	-	-	-	-	-
Active Dental Insurance - Group B	-	-	-	-	-	-	-	-
Active Dental Insurance - Group C	-	-	-	-	-	-	-	-
Payroll Taxes	-	-	-	-	-	-	-	-
Life Insurance	-	-	-	-	-	-	-	-
State Defined Contribution - Group A	-	-	-	-	-	-	-	-
State Defined Contribution - Group B	-	-	-	-	-	-	-	-
State Defined Contribution - Group C	-	-	-	-	-	-	-	-
Other Benefits- Group A	-	-	-	-	-	-	-	-
Other Benefits- Group B	-	-	-	-	-	-	-	-
Other Benefits- Group C	-	-	-	-	-	-	-	-
Local Defined Benefit Pension- Group A	-	-	-	-	-	-	-	-
Local Defined Benefit Pension - Group B	-	-	-	-	-	-	-	-
Local Defined Benefit Pension - Group C	-	-	-	-	-	-	-	-
State Defined Benefit Pension - Group A	-	-	-	-	-	-	-	-
State Defined Benefit Pension - Group B	-	-	-	-	-	-	-	-
State Defined Benefit Pension - Group C	-	-	-	-	-	-	-	-
Other Defined Benefit / Contribution	-	-	-	-	-	-	-	-
Purchased Services	-	-	-	-	-	-	-	-
Materials/Supplies	-	-	-	-	-	-	-	-
Software Licenses	-	-	-	-	-	-	-	-
Capital Outlays	-	-	-	-	-	-	-	-
Insurance	-	-	-	-	-	-	-	-
Maintenance	-	-	-	-	-	-	-	-
Vehicle Operations	-	-	-	-	-	-	-	-
Utilities	-	-	-	-	-	-	-	-
Contingency	-	-	-	-	-	-	-	-
Street Lighting	-	-	-	-	-	-	-	-
Revaluation	-	-	-	-	-	-	-	-
Snow Removal-Raw Material & External Contracts	-	-	-	-	-	-	-	-
Trash Removal & Recycling	-	-	-	-	-	-	-	-
Claims & Settlements	-	-	-	-	-	-	-	-
Community Support	-	-	-	-	-	-	-	-
Other Operation Expenditures	-	-	-	-	-	-	-	-
Tipping Fees	-	-	-	-	-	-	-	-
Local Appropriation for Education	-	-	-	-	-	-	-	-
Regional Appropriation for Education	-	-	-	-	-	-	-	-
Supplemental Appropriation for Education	-	-	-	-	-	-	-	-
Regional Supplemental Appropriation for Education	-	-	-	-	-	-	-	-
Other Education Appropriation	-	-	-	-	-	-	-	-
Municipal Debt- Principal	-	-	-	-	-	-	-	-
Municipal Debt- Interest	-	-	-	-	-	-	-	-
School Debt- Principal	-	-	-	-	-	-	-	-
School Debt- Interest	-	-	-	-	-	-	-	-
Retiree Medical Insurance- Total	-	-	-	-	-	-	-	-
Retiree Dental Insurance- Total	-	-	-	-	-	-	-	-
OPEB Contribution- Total	-	-	-	-	-	-	-	-
Rounding	-	-	-	-	-	-	-	-
	-	222,599	1,566,012	55,994,773	1,910,847	796,461	71,659,890	34,125,020
Total Expenditures	\$ -	\$ 832,942	\$ 3,884,151	\$ 55,994,773	\$ 1,910,847	\$ 796,461	\$ 88,095,028	\$ 66,503,389

Financing Uses: Transfer to Capital Funds	\$ 1,998,263	\$ -
Financing Uses: Transfer to Other Funds	792,029	-
Financing Uses: Payment to Bond Escrow Agent	-	-
Financing Uses: Other	-	-
Total Other Financing Uses	\$ 2,790,292	\$ -
Net Change in Fund Balance¹	2,189,551	1,289,120
Fund Balances- beginning of year	\$22,515,724	\$4,091,563
Funds removed from Reportable Government Services (RGS)	-	-
Funds added to Reportable Government Services (RGS)	-	-
Prior period adjustments	492,964	-
Misc. Adjustment	-	-
Fund Balance¹ - beginning of year adjusted	23,008,688	4,091,563
Rounding	-	-
Fund Balance¹ - end of year	\$ 25,198,239	\$ 5,380,683

¹ and Net Position if Enterprise Fund activity is included in the transparency portal report.

See accompanying Notes to Annual Supplemental Transparency Report (MTP2).

**TOWN OF SOUTH KINGSTOWN, RHODE ISLAND
ANNUAL SUPPLEMENTAL TRANSPARENCY REPORT (MTP2) (CONTINUED)
FISCAL YEAR ENDED JUNE 30, 2024**

Town of South Kingstown
Annual Supplemental Transparency Report (MTP2)
Combining Schedule of
Reportable Government Services with
Reconciliation to MTP2
Municipal
Fiscal Year Ended June 30, 2024

Per Audited Fund Financial Statements Fund Description	Total Revenue	Total Other Financing Sources	Total Expenditures	Total Other Financing Uses	Net Change in Fund Balance ¹	Beginning Fund Fund Balance ¹ (Deficit)	Prior Period Adjustment	Restated Beginning Fund Balance ¹ (Deficit)	Ending Fund Balance ¹ (Deficit)
Fund Balance ¹ - per MTP-2 at June 30, 2023						\$ 22,515,724	\$ -	\$ 22,515,724	
Added fund 0308 Community Rec Center for FY24						233,171	-	233,171	
Added fund 0334 Asset Forfeiture for FY24						259,793	-	259,793	
Miscellaneous adjustment(s) made for fiscal 2023									
Fund Balance ¹ - per MTP-2 at June 30, 2024 adjusted						<u>\$ 23,008,688</u>	<u>\$ -</u>	<u>\$ 23,008,688</u>	
General Fund	\$ 88,331,011	\$ 1,419,616	\$ 27,332,636	\$ 61,042,073	\$ 1,375,918	\$ 17,308,248	\$ -	\$ 17,308,248	\$ 18,684,166
Asset Forfeiture	11,670	365,849	413,108	-	(35,389)	259,793	-	259,793	224,204
Community Rec Center	352,336	387,000	575,025	160,614	3,697	233,171	-	233,171	236,868
Debt Service	194,507	2,194,926	1,911,847	-	477,586	2,428,314	75,752	2,504,066	2,981,652
Elderly (Senior) Services	217,842	528,182	485,361	196,482	54,171	374,090	-	374,090	428,261
EMS Billing	1,711,616	-	503,965	925,000	282,631	1,905,820	-	1,905,820	2,188,471
Neighborhood Guild	359,617	466,000	670,124	191,820	(36,127)	276,036	(75,752)	200,284	164,157
Property Revaluation	-	75,000	7,756	-	67,244	223,216	-	223,216	290,460
ARPA	573,610	-	573,610	-	-	-	-	-	-
Totals per audited financial statements	<u>\$ 91,752,409</u>	<u>\$ 3,436,573</u>	<u>\$ 32,483,432</u>	<u>\$ 62,515,999</u>	<u>\$ 2,189,551</u>	<u>\$ 23,008,688</u>	<u>\$ -</u>	<u>\$ 23,008,688</u>	<u>\$ 25,198,239</u>
Reconciliation from financial statements to MTP2									
Reclassify transfer of municipal appropriation to Education Department as expenditure on MTP2	\$ -		\$ 55,994,773.00	\$ (55,994,773.00)	\$ -	\$ -	\$ -	\$ -	\$ -
Eliminate transfers between Funds reported on MTP2:									
- from General Fund to Debt Service	-	(1,815,752)	-	(1,815,752)	-	-	-	-	-
- from General Fund to Senior Services	-	(528,182)	-	(528,182)	-	-	-	-	-
- from EMS Billing to General Fund	-	(925,000)	-	(925,000)	-	-	-	-	-
- from General Fund to Property Revaluation	-	(75,000)	-	(75,000)	-	-	-	-	-
- from General Fund to Community Rec	-	(387,000)	-	(387,000)	-	-	-	-	-
GASB 87 Leases reported as financing source & capital outlay on audit	-	(365,849)	(365,849)	-	-	-	-	-	-
GASB 96 Software reported as financing source on audit, expense on MTP	-	(17,328)	(17,328)	-	-	-	-	-	-
Rounding	-	-	-	-	-	-	-	-	-
Totals Per MTP2	<u>\$ 91,752,409</u>	<u>\$ 1,322,462</u>	<u>\$ 88,095,028</u>	<u>\$ 2,790,292</u>	<u>\$ 2,189,551</u>	<u>\$ 23,008,688</u>	<u>\$ -</u>	<u>\$ 23,008,688</u>	<u>\$ 25,198,239</u>

¹ and Net Position if Enterprise Fund activity is included in the transparency portal report.

See accompanying Notes to Annual Supplemental Transparency Report (MTP2).

**TOWN OF SOUTH KINGSTOWN, RHODE ISLAND
ANNUAL SUPPLEMENTAL TRANSPARENCY REPORT (MTP2) (CONTINUED)
FISCAL YEAR ENDED JUNE 30, 2024**

Town of South Kingston
Annual Supplemental Transparency Report (MTP2)
Combining Schedule of
Reportable Government Services with
Reconciliation to MTP2
Education Department
Fiscal Year Ended June 30, 2024

Per Audited Fund Financial Statements Fund Description	Total Revenue	Total Other Financing Sources	Total Expenditures	Total Other Financing Uses	Net Change in Fund Balance ¹	Beginning Fund Fund Balance ¹ (Deficit)	Prior Period Adjustment	Restated Beginning Fund Balance ¹ (Deficit)	Ending Fund Balance ¹ (Deficit)
Fund Balance ¹ - per MTP-2 at June 30, 2023						\$ 54,091,563	\$ -	\$ 4,091,563	
Fund Balance ¹ - per MTP-2 at June 30, 2024 adjusted						<u>\$ 4,091,563</u>	<u>\$ -</u>	<u>\$ 4,091,563</u>	
School Unrestricted Fund	\$ 9,212,615	\$ 56,029,608	\$ 63,618,204	\$ 80,000	\$ 1,344,019	\$ 2,942,719	\$ -	\$ 2,942,719	\$ 4,486,738
School Lunch Program Fund	921,359	-	943,617	-	(22,258)	275,070	-	275,070	252,812
School Capital Project Fund	196,688	80,000	677,034	-	(400,346)	558,582	-	558,582	158,236
School Student Activity Funds	218,250	-	199,647	-	18,603	269,151	-	269,151	287,754
School Special Revenue Funds	3,998,846	-	3,851,730	-	147,116	48,136	-	48,136	195,252
Totals per audited financial statements	<u>\$ 14,347,758</u>	<u>\$ 56,109,608</u>	<u>\$ 69,290,232</u>	<u>\$ 80,000</u>	<u>\$ 1,287,134</u>	<u>\$ 4,093,638</u>	<u>\$ -</u>	<u>\$ 4,093,638</u>	<u>\$ 5,380,792</u>
Reconciliation from financial statements to MTP2									
Municipal appropriation for Education reported as a transfer on financial statements but as revenue on MTP2	\$ 55,994,773	\$ (55,994,773)	\$ -	\$ -	\$ -	\$ -	\$ -	\$ -	\$ -
State contributions on behalf of teacher pensions are reported as revenue and expenditures on financial statements only	(2,674,783)	-	(2,674,783)	-	-	-	-	-	-
Elimination of transfers between School funds	-	(80,000)	-	(80,000)	-	-	-	-	-
Less Commodities reported from GAAP financials-not in MTP2	(110,074)	-	(110,074)	-	-	-	-	-	-
Trust Fund Income reported as a transfer on financial statements but as revenue on MTP2	34,835	(34,835)	-	-	-	-	-	-	-
Depreciation expense recognized on financials not on MTP2	-	-	(1,986)	-	1,986	(2,095)	-	(2,095)	(109)
Rounding	-	-	-	-	-	-	-	-	-
Totals Per MTP2	<u>\$ 67,792,509</u>	<u>\$ -</u>	<u>\$ 66,503,389</u>	<u>\$ -</u>	<u>\$ 1,289,120</u>	<u>\$ 4,091,563</u>	<u>\$ -</u>	<u>\$ 4,091,563</u>	<u>\$ 5,380,683</u>
Reconciliation from MTP2 to UCOA									
Miscellaneous variance between MTP2 and UCOA	<u>\$ -</u>	<u>\$ -</u>	<u>\$ -</u>	<u>\$ -</u>	<u>\$ -</u>	<u>\$ -</u>	<u>\$ -</u>	<u>\$ -</u>	<u>\$ -</u>
Totals per UCOA Validated Totals Report dated 12/6/2024	<u>\$ 67,792,509</u>	<u>\$ -</u>	<u>\$ 66,503,389</u>	<u>\$ -</u>	<u>\$ -</u>	<u>\$ -</u>	<u>\$ -</u>	<u>\$ -</u>	<u>\$ -</u>

¹ and Net Position if Enterprise Fund activity is included in the transparency portal report.

See accompanying Notes to Annual Supplemental Transparency Report (MTP2).

TOWN OF SOUTH KINGSTOWN, RHODE ISLAND
NOTES TO ANNUAL SUPPLEMENTAL TRANSPARENCY REPORT (MTP2)
JUNE 30, 2024

NOTE 1 BASIS OF PRESENTATION

The *Annual Supplemental Transparency Report* (MTP2) is a supplemental schedule required by the State of Rhode Island General Laws 45-12-22.2 and 44-35-10. This supplementary schedule included within the audit report is part of a broader project to create a municipal transparency portal (MTP) website to host municipal financial information in a centralized location.

The format of the *Annual Supplemental Transparency Report* (MTP2) was prescribed by the State Department of Revenue (Division of Municipal Finance), Office of the Auditor General and the Department of Education.

NOTE 2 REPORTABLE GOVERNMENT SERVICES

Data consistency and comparability are among the key objectives of the State's Municipal Transparency portal. Consistent with that goal, the State has defined "reportable government services", RGS, to include those operational revenues, expenditures, and transfers related to activities which are essential to the achievement of municipal operations. The determination of RGS may be different from the activities included within the legally adopted budget of the municipality. In practice, some communities report certain RGS in separate funds (e.g., special revenue funds, enterprise funds) rather than the municipality's general fund. The Annual Supplemental Transparency Report (MTP2) includes a reconciliation to the fund level statements.

NOTE 3 ALLOCATIONS

The State reporting requires expenditures to be reported by departments, as defined by the State. Some of the departmental groupings are not consistent with the departments reflected in the City's (or Town's) budget and accounting system. To report these costs, the City (or Town) made allocations of costs to the State's departmental groupings based on a reasonable basis.

NOTE 4 EMPLOYEE GROUPS

Compensation includes salaries, longevity, stipends, clothing allowance/maintenance, shift differential, out-of-rank, holiday pay and bonuses.

For Public Safety departments (i.e., police, fire, and centralized dispatch) and the Education Department, compensation and most benefits costs are reported in the following employee groupings:

TOWN OF SOUTH KINGSTOWN, RHODE ISLAND
NOTES TO ANNUAL SUPPLEMENTAL TRANSPARENCY REPORT (MTP2)
JUNE 30, 2024

NOTE 4 EMPLOYEE GROUPS (CONTINUED)

Group A: This group consists of employees who serve the primary function of the department.

- Police Department – police officers (e.g., uniform personnel – including, leadership positions)
- Fire Department – fire fighters (e.g., uniform personnel – including, leadership positions)
- Centralized Dispatch Department – civilian dispatchers only
- Education Department – professional staff providing direct services to students
- For the remaining departments – all employees' compensation and benefits are reported under Group A

Group B: For Police and Fire Departments, compensation and benefits paid to its administrative employees and civilian dispatch employees are reported under Group B. The Education Department reports compensation and benefits paid to executive/mid-level educational administration employees under Group B.

Group C: This group is only used for the Education Department and it includes administrative and support staff.

Other postemployment benefits (OPEB) are not reported by employee groups on the MTP2. They are reported in total as either (1) contributions to a qualified OPEB trust or (2) the amount paid for medical and dental insurance for retirees when an OPEB trust fund has not been established. The detail employee group information for the Education Department can be found on the State's Municipal Transparency portal website.

NOTE 5 EDUCATION REVENUE AND EXPENDITURES

The revenues and expenditures presented on the MTP2 under the Education Department is consistent with existing Uniform Chart of Accounts (UCOA) guidelines. Each MTP account code has been mapped to the corresponding UCOA code or group of UCOA codes to facilitate the preparation of the MTP reporting.

Additional guidance and definitions regarding the State's Municipal Transparency Portal can be found on the State Division of Municipal Finance website:

<http://www.municipalfinance.ri.gov/>.

STATISTICAL SECTION

STATISTICAL SECTION INFORMATION

The objectives of statistical section information are to provide financial statement users with additional historical perspective, context and detail to assist in using the information in the financial statements, notes to financial statements and required supplementary information to understand and assess economic condition.

Statistical section information is presented in the following categories:

- *Financial trends information* is intended to assist users in understanding and assessing how financial position has changed over time.
- *Revenue capacity information* is intended to assist users in understanding and assessing the factors affecting the ability to generate own-source revenues (property taxes, charges for services, etc.).
- *Debt capacity information* is intended to assist users in understanding and assessing debt burden and the ability to issue additional debt.
- *Demographic and economic information* is intended 1) to assist users in understanding the socioeconomic environment and 2) to provide information that facilitates comparisons of financial statement information over time and among governments.
- *Operating information* is intended to provide contextual information about operations and resources to assist readers in using financial statement information to understand and assess economic condition.

The accompanying tables are presented in the above order. Refer to the Table of Contents for applicable page number locations.

Sources: Unless otherwise noted, the information in the tables is derived from the annual comprehensive financial reports for the relevant year.

**TOWN OF SOUTH KINGSTOWN, RHODE ISLAND
NET POSITION BY COMPONENT
LAST TEN YEARS**

	Fiscal Year Ended June 30									
	2024	2023	2022	2021	2020	Restated 2019	Restated 2018	Restated 2017	2016	2015
Governmental Activities:										
Net Investment in Capital Assets	\$ 69,257,089	\$ 67,646,540	\$ 65,948,551	\$ 72,554,859	\$ 77,139,083	\$ 75,386,786	\$ 72,453,601	\$ 77,888,860	\$ 70,479,567	\$ 67,772,956
Restricted	38,580,861	31,994,065	29,137,673	34,413,830	21,882,796	2,749,974	2,688,675	2,509,938	2,788,004	17,686,826
Unrestricted	(5,576,326)	(12,899,274)	(19,022,456)	(35,111,516)	(35,488,094)	(17,219,511)	(16,739,201)	(25,186,040)	(17,776,078)	(30,877,110)
Total Governmental Activities Net Position	102,261,624	86,741,331	76,063,768	71,857,173	63,533,785	60,917,249	58,403,075	55,212,758	55,491,493	54,582,672
Business-Type Activities:										
Net Investment in Capital Assets	23,408,827	24,054,413	24,308,077	22,368,647	22,430,731	20,395,273	21,099,965	21,560,136	20,764,646	20,379,758
Restricted	6,186	6,186	6,186	6,186						
Unrestricted	19,088,572	14,613,134	13,536,006	13,463,078	13,188,340	12,793,391	11,148,345	10,316,138	9,590,963	8,602,953
Total Business-Type Activities Net Position	42,503,585	38,673,733	37,850,269	35,837,911	35,619,071	33,188,664	32,248,310	31,876,274	30,355,609	28,982,711
Primary Government:										
Net Investment In Capital Assets	92,665,916	91,700,953	90,256,628	94,923,506	99,569,814	95,782,059	93,553,566	99,448,996	91,244,213	88,152,714
Restricted	38,587,047	32,000,251	29,143,859	34,420,016	2,804,762	2,257,954	2,196,655	2,509,938	2,295,984	17,686,826
Unrestricted	13,512,246	1,713,860	(5,486,450)	(21,648,438)	(3,221,720)	(4,426,120)	(5,590,856)	(14,869,902)	(8,185,115)	(22,274,157)
Total Primary Government Net Position	<u>\$ 144,765,209</u>	<u>\$ 125,415,064</u>	<u>\$ 113,914,037</u>	<u>\$ 107,695,084</u>	<u>\$ 99,152,856</u>	<u>\$ 93,613,893</u>	<u>\$ 90,159,365</u>	<u>\$ 87,089,032</u>	<u>\$ 85,355,082</u>	<u>\$ 83,565,383</u>

**TOWN OF SOUTH KINGSTOWN, RHODE ISLAND
CHANGES IN NET POSITION – GOVERNMENTAL ACTIVITIES
LAST TEN FISCAL YEARS
(ACCRUAL BASIS OF ACCOUNTING)**

	Fiscal Year Ended June 30									
	2024	2023	2022	2021	2020	2019	2018	2017	2016	2015
EXPENSES										
Governmental Activities:										
General Government	\$ 6,527,895	\$ 6,475,628	\$ 5,312,803	\$ 6,799,564	\$ 6,439,271	\$ 5,566,611	\$ 5,485,016	\$ 6,009,770	\$ 4,959,774	\$ 4,132,116
Public Safety	14,956,118	13,454,904	11,459,722	12,473,336	12,853,296	11,889,791	12,533,561	11,959,463	13,020,538	10,223,505
Public Works	4,227,140	4,191,535	4,784,769	4,333,110	4,617,718	4,395,606	2,925,740	3,287,040	3,084,179	4,621,350
Human Service Agency Contributions	495,119	601,635	655,320	700,428	907,803	1,005,331	840,591	950,422	943,812	928,691
Public Libraries	1,521,538	1,479,313	1,491,220	1,996,552	1,432,553	1,487,098	1,832,064	1,813,159	1,506,903	1,282,647
Education	62,586,356	63,505,409	63,379,148	65,664,371	66,487,416	66,456,058	65,482,766	66,089,552	65,100,240	61,776,176
Recreation	4,078,825	4,170,383	3,874,122	4,787,715	3,812,750	4,003,871	4,699,805	4,428,491	4,135,318	2,648,392
Interest on Long-Term Debt	427,399	365,869	402,086	194,173	416,130	289,363	413,293	245,795	321,314	819,950
Total Governmental Activities	<u>94,820,390</u>	<u>94,244,676</u>	<u>91,359,190</u>	<u>96,949,249</u>	<u>96,966,937</u>	<u>95,093,729</u>	<u>94,212,836</u>	<u>94,783,692</u>	<u>93,072,078</u>	<u>86,432,827</u>
Business-Type Activities:										
Wastewater	4,740,060	4,115,477	3,907,438	3,849,075	3,741,834	3,726,503	3,394,506	3,355,328	3,105,813	3,223,580
Solid Waste	909,424	759,316	781,322	641,520	589,050	613,073	559,798	500,390	498,920	477,057
Water	1,004,338	965,829	973,915	1,128,155	1,042,448	917,238	970,691	896,198	818,052	927,477
School Cafeteria	943,987	1,032,056	1,126,190	738,116	758,394	1,026,582	1,020,300	985,643	983,204	939,795
Total Business-Type Activities	<u>7,597,809</u>	<u>6,872,678</u>	<u>6,788,865</u>	<u>6,356,866</u>	<u>6,131,726</u>	<u>6,283,396</u>	<u>5,945,295</u>	<u>5,737,559</u>	<u>5,405,989</u>	<u>5,567,909</u>
Total Primary Government Expense	<u>\$ 102,418,199</u>	<u>\$ 101,117,354</u>	<u>\$ 98,148,055</u>	<u>\$ 103,306,115</u>	<u>\$ 103,098,663</u>	<u>\$ 101,377,125</u>	<u>\$ 100,158,131</u>	<u>\$ 100,521,251</u>	<u>\$ 98,478,067</u>	<u>\$ 92,000,736</u>
PROGRAM REVENUES										
Governmental Activities:										
Charges for Services:										
General Government	\$ 475,541	\$ 405,065	\$ 1,163,044	\$ 714,333	\$ 612,142	\$ 559,679	\$ 495,600	\$ 626,747	\$ 561,391	\$ 538,276
Public Safety	1,981,644	2,432,449	1,674,818	1,588,164	1,480,139	1,542,615	1,468,888	1,260,869	1,391,139	1,358,084
Human Service	1,254,727	1,032,999	1,252,030	1,201,770	1,125,256	960,699	1,065,694	882,677	754,636	908,990
Public Works	145,399	113,258	122,177	90,668	161,627	234,328	174,401	142,466	162,652	123,738
Public Libraries	9,052	8,687	7,529	3,842	10,265	17,740	22,001	23,267	20,855	21,686
Education	990,724	1,152,362	1,469,340	1,097,662	897,537	881,720	631,480	670,514	833,574	883,368
Interest and Fiscal Charges	-	611	64	-	-	-	-	-	-	-
Recreation	2,125,505	2,101,045	1,836,855	1,732,874	1,694,592	1,811,103	1,677,624	1,618,619	1,609,412	1,585,138
Operating Grants and Contributions	13,451,578	12,107,242	9,851,227	13,102,785	11,403,108	11,861,271	13,065,446	13,491,181	14,611,427	12,940,772
Capital Grants and Contributions	1,041,387	498,578	1,555,155	934,766	1,129,967	829,442	1,799,851	2,276,533	3,217,518	524,381
Total Governmental Activities	<u>21,475,557</u>	<u>19,852,296</u>	<u>18,932,239</u>	<u>20,466,864</u>	<u>18,514,633</u>	<u>18,698,597</u>	<u>20,400,985</u>	<u>20,992,873</u>	<u>23,162,604</u>	<u>18,884,433</u>
Business-Type Activities:										
Charges for Services:										
Wastewater	7,717,343	4,561,064	5,901,434	3,965,456	5,552,428	3,949,473	3,608,923	4,052,754	3,285,671	3,494,268
Solid Waste	894,766	774,089	731,957	672,999	661,902	638,302	561,226	501,178	506,858	528,250
Water	1,246,661	1,293,169	1,177,578	1,194,604	1,168,413	1,171,727	1,137,826	1,139,920	1,158,964	1,141,522
School Cafeteria	440,761	472,005	36,124	1,295	437,990	615,381	619,381	579,252	560,875	579,529
Operating Grants and Contributions	480,598	482,797	1,361,316	724,213	308,295	391,410	413,975	402,182	427,718	432,055
Capital Grants and Contributions	-	-	-	7,472	-	-	18,069	-	-	-
Total Business-Type Activities	<u>10,780,129</u>	<u>7,583,124</u>	<u>9,208,409</u>	<u>6,566,039</u>	<u>8,129,028</u>	<u>6,766,293</u>	<u>6,359,400</u>	<u>6,675,286</u>	<u>5,940,086</u>	<u>6,175,624</u>
Total Primary Government	<u>\$ 32,255,686</u>	<u>\$ 27,435,420</u>	<u>\$ 28,140,648</u>	<u>\$ 27,032,903</u>	<u>\$ 26,643,661</u>	<u>\$ 25,464,890</u>	<u>\$ 26,760,385</u>	<u>\$ 27,668,159</u>	<u>\$ 29,102,690</u>	<u>\$ 25,060,057</u>

**TABLE 2
(CONTINUED)**

**TOWN OF SOUTH KINGSTOWN, RHODE ISLAND
CHANGES IN NET POSITION – GOVERNMENTAL ACTIVITIES (CONTINUED)
LAST TEN FISCAL YEARS
(ACCRUAL BASIS OF ACCOUNTING)**

	Fiscal Year Ended June 30									
	2024	2023	2022	2021	2020	2019	2018	2017	2016	2015
NET REVENUE (EXPENSE)										
Governmental Activities	\$ (73,344,833)	\$ (74,392,380)	\$ (72,426,951)	\$ (76,482,385)	\$ (78,452,304)	\$ (76,395,132)	\$ (73,811,851)	\$ (73,790,819)	\$ (69,909,474)	\$ (67,548,394)
Business-Type Activities	3,182,320	710,446	2,419,544	209,173	1,997,302	482,897	414,105	937,727	534,097	607,715
Total Primary Government Net Expense	<u>\$ (70,162,513)</u>	<u>\$ (73,681,934)</u>	<u>\$ (70,007,407)</u>	<u>\$ (76,273,212)</u>	<u>\$ (76,455,002)</u>	<u>\$ (75,912,235)</u>	<u>\$ (73,397,746)</u>	<u>\$ (72,853,092)</u>	<u>\$ (69,375,377)</u>	<u>\$ (66,940,679)</u>
GENERAL REVENUES AND OTHER CHANGES IN NET POSITION										
Governmental Activities:										
Property Taxes	\$ 76,538,327	\$ 75,806,589	\$ 77,574,212	\$ 77,281,357	\$ 76,896,488	\$ 74,364,196	\$ 72,166,222	\$ 70,994,758	\$ 69,126,888	\$ 66,953,388
Motor Vehicle Phase-Out Taxes	3,930,455	3,930,455	1,369,885	321,889	772,534	353,601	483,828	142,445	139,730	170,945
Telephone and Hotel Taxes	371,532	370,703	289,067	121,584	229,153	195,877	199,400	164,020	159,174	509,604
Grants and Aid not Restricted for a Specific Program	1,520,004	1,537,977	1,341,359	1,200,125	1,317,593	1,338,723	1,663,617	1,353,836	1,340,500	1,837,885
Unrestricted Investment Earnings	6,510,965	3,425,238	(3,936,977)	5,518,993	2,357,925	2,375,895	1,971,233	1,940,657	193,395	2,568,515
Transfers	(6,157)	(1,019)	(4,000)	(4,200)	(12,833)	(18,986)	25,848	(591,612)	(803,982)	163,057
Total Governmental Activities	<u>88,865,126</u>	<u>85,069,943</u>	<u>76,633,546</u>	<u>84,439,748</u>	<u>81,560,860</u>	<u>78,609,306</u>	<u>76,510,148</u>	<u>74,004,104</u>	<u>70,155,705</u>	<u>72,203,394</u>
Business-Type Activities:										
Unrestricted Investment Earnings	641,375	111,999	(411,186)	5,467	420,272	438,471	(16,221)	(8,674)	34,819	16,915
Transfers	6,157	1,019	4,000	4,200	12,833	18,986	(25,848)	591,612	803,982	(163,057)
Total Business-Type Activities	<u>647,532</u>	<u>113,018</u>	<u>(407,186)</u>	<u>9,667</u>	<u>433,105</u>	<u>457,457</u>	<u>(42,069)</u>	<u>582,938</u>	<u>838,801</u>	<u>(146,142)</u>
Total Primary Government	<u>\$ 89,512,658</u>	<u>\$ 85,182,961</u>	<u>\$ 76,226,360</u>	<u>\$ 84,449,415</u>	<u>\$ 81,993,965</u>	<u>\$ 79,066,763</u>	<u>\$ 76,468,079</u>	<u>\$ 74,587,042</u>	<u>\$ 70,994,506</u>	<u>\$ 72,057,252</u>
CHANGE IN NET POSITION										
Governmental Activities	\$ 15,520,293	\$ 10,677,563	\$ 4,206,595	\$ 7,957,363	\$ 3,108,556	\$ 2,514,174	\$ 2,698,297	\$ 213,285	\$ 246,231	\$ 4,655,000
Business-Type Activities	3,829,852	823,464	2,012,358	218,840	2,430,407	940,354	372,036	1,520,665	1,372,898	461,573
Total Primary Government	<u>\$ 19,350,145</u>	<u>\$ 11,501,027</u>	<u>\$ 6,218,953</u>	<u>\$ 8,176,203</u>	<u>\$ 5,538,963</u>	<u>\$ 3,454,528</u>	<u>\$ 3,070,333</u>	<u>\$ 1,733,950</u>	<u>\$ 1,619,129</u>	<u>\$ 5,116,573</u>

**TOWN OF SOUTH KINGSTOWN, RHODE ISLAND
FUND BALANCES – GOVERNMENTAL FUNDS
LAST TEN FISCAL YEARS
(MODIFIED ACCRUAL BASIS OF ACCOUNTING)**

	Fiscal Year Ended June 30									
	2024	2023	2022	2021	2020	2019	2018	2017	2016	2015
General Fund:										
Restricted	\$ 56,842	\$ 200	\$ 1,016	\$ 8,969	\$ 1,200	\$ 27,529	\$ 9,598	\$ 36,956	\$ 15,726	\$ 38,193
Unrestricted	<u>23,114,062</u>	<u>20,250,767</u>	<u>19,886,030</u>	<u>20,808,138</u>	<u>21,267,506</u>	<u>17,025,520</u>	<u>16,346,328</u>	<u>16,077,082</u>	<u>15,570,027</u>	<u>14,984,306</u>
Total General Fund	<u>\$ 23,170,904</u>	<u>\$ 20,250,967</u>	<u>\$ 19,887,046</u>	<u>\$ 20,817,107</u>	<u>\$ 21,268,706</u>	<u>\$ 17,053,049</u>	<u>\$ 16,355,926</u>	<u>\$ 16,114,038</u>	<u>\$ 15,585,753</u>	<u>\$ 15,022,499</u>
All Other Governmental Funds:										
Restricted	\$ 29,715,625	\$ 26,881,087	\$ 24,302,091	\$ 27,975,769	\$ 24,567,695	\$ 23,968,163	\$ 23,333,520	\$ 22,102,238	\$ 22,090,114	\$ 22,901,688
Unrestricted, Reported in:										
Special Revenue Funds	8,157,576	6,959,286	6,662,029	5,458,247	3,056,898	2,821,443	2,565,363	2,206,848	2,498,058	2,345,147
Capital Project Funds	<u>16,629,392</u>	<u>18,161,176</u>	<u>19,167,821</u>	<u>12,627,098</u>	<u>11,077,659</u>	<u>8,968,301</u>	<u>11,640,433</u>	<u>5,128,522</u>	<u>9,518,148</u>	<u>9,525,428</u>
Total All Other Governmental Funds	<u>\$ 54,502,593</u>	<u>\$ 52,001,549</u>	<u>\$ 50,131,941</u>	<u>\$ 46,061,114</u>	<u>\$ 38,702,252</u>	<u>\$ 35,757,907</u>	<u>\$ 37,539,316</u>	<u>\$ 29,437,608</u>	<u>\$ 34,106,320</u>	<u>\$ 34,772,263</u>

Notes:

* Town and School fund balances were combined for reporting purposes beginning 6/30/12 in accordance with the audit firm's interpretation of GASB 54.

TOWN OF SOUTH KINGSTOWN, RHODE ISLAND
CHANGES IN FUND BALANCES – GOVERNMENTAL FUNDS
LAST TEN FISCAL YEARS
(MODIFIED ACCRUAL BASIS OF ACCOUNTING)

	Fiscal Year Ended June 30									
	2024	2023	2022	2021	2020	2019	2018	2017	2016	2015
REVENUES										
Property Taxes and Interest	\$ 76,565,423	\$ 75,810,273	\$ 77,584,903	\$ 77,235,788	\$ 76,736,260	\$ 74,523,011	\$ 72,138,721	\$ 71,023,350	\$ 69,170,273	\$ 68,282,410
Intergovernmental Revenues	19,234,457	16,915,148	13,414,312	11,635,447	10,434,074	11,559,695	13,084,043	14,124,443	14,224,265	13,519,811
Licenses, Fees, and Rents	2,723,718	2,609,735	3,426,499	3,000,880	2,479,459	2,079,483	2,220,604	2,027,110	1,800,653	2,091,978
Interest on Investments	6,477,940	3,405,364	(3,939,326)	5,517,805	2,348,787	2,356,901	1,959,452	1,940,088	192,667	661,351
Fines and Charges	2,612,648	2,949,285	2,066,277	1,696,032	1,887,213	2,081,198	1,934,102	1,454,328	1,668,007	1,685,331
Department Revenue	1,156,722	1,202,957	1,122,400	1,178,065	1,099,591	1,258,470	1,085,472	1,382,810	1,319,990	1,153,858
Other Revenue	729,184	620,070	884,096	1,144,664	856,695	734,822	921,296	834,428	853,428	777,521
State On-Behalf Pension	2,674,783	2,910,686	2,993,805	2,948,281	2,793,656	2,991,987	2,666,045	2,683,099	2,449,310	2,369,227
Total Revenues	112,174,875	106,423,518	97,552,966	104,356,962	98,635,735	97,585,567	96,009,735	95,469,656	91,678,593	90,541,487
EXPENDITURES										
Current:										
General Government	7,508,812	7,371,960	6,112,796	6,177,625	5,102,639	5,274,466	3,839,267	3,751,923	3,776,694	3,571,502
Public Safety	15,239,396	14,683,544	13,167,291	12,679,075	12,338,588	11,510,894	11,265,691	10,897,960	10,559,201	9,639,003
Public Services	3,000,094	2,766,131	3,385,175	2,858,094	3,034,100	3,051,979	2,935,749	3,627,204	2,984,847	2,735,979
Public Health Contributions	495,119	601,635	655,320	700,428	994,947	1,020,829	964,008	950,422	940,061	125,400
Recreation	3,341,030	3,308,724	3,209,375	3,021,092	3,180,928	3,187,746	2,957,302	2,924,312	2,658,792	2,572,574
Public Libraries	1,410,560	1,331,441	1,290,490	1,293,978	1,364,380	1,317,350	1,259,498	1,210,348	1,180,796	1,173,634
Educational	68,213,447	67,504,854	68,401,934	66,761,338	62,641,377	65,632,870	63,976,130	63,158,612	62,196,819	61,834,589
Capital Improvements	5,920,615	4,763,879	4,195,634	2,392,441	4,822,247	5,481,376	2,806,741	10,161,698	3,508,744	3,011,018
Miscellaneous	-	-	-	-	-	-	1,191,713	1,040,289	967,255	928,093
Debt Service: (2)										
Principal	1,744,606	1,576,856	1,437,304	1,370,000	1,694,000	1,842,000	1,682,000	1,710,000	2,044,000	2,371,000
Interest	527,654	543,209	345,395	382,452	424,824	331,357	378,262	257,434	334,933	618,393
Total Expenditures	107,401,333	104,452,233	102,200,714	97,636,523	95,598,030	98,650,867	93,256,361	99,690,202	91,152,142	88,581,185
EXCESS OF REVENUES OVER (UNDER) EXPENDITURES	4,773,542	1,971,285	(4,647,748)	6,720,439	3,037,705	(1,065,300)	2,753,374	(4,220,546)	526,451	1,960,302
OTHER FINANCING SOURCES (USES)										
Proceeds from Borrowing	-	-	7,500,751	-	4,135,130	-	5,639,374	-	-	-
Financed Purchases Issued	214,161	-	-	-	-	-	-	-	-	-
Issuance of Leases	365,849	15,097	291,763	-	-	-	-	-	-	-
Issuance of Subscriptions	423,586	453,104	-	-	-	-	-	-	-	-
Issuance of Refunding Bonds	-	-	-	-	-	-	-	-	-	6,935,000
Payment to Refunding Debt Escrow	-	-	-	-	-	-	-	-	-	(7,218,900)
Transfers In	7,228,071	8,005,680	7,116,352	7,444,429	5,486,875	5,697,095	5,523,866	5,700,651	5,860,074	5,996,250
Transfers Out	(7,584,228)	(8,211,699)	(7,120,352)	(7,623,629)	(5,499,708)	(5,716,081)	(5,573,018)	(5,710,706)	(6,489,214)	(5,892,553)
Total Other Financing Sources (Uses)	647,439	262,182	7,788,514	(179,200)	4,122,297	(18,986)	5,590,222	(10,055)	(629,140)	(180,203)
NET CHANGE IN FUND BALANCES	\$ 5,420,981	\$ 2,233,467	\$ 3,140,766	\$ 6,541,239	\$ 7,160,002	\$ (1,084,286)	\$ 8,343,596	\$ (4,230,601)	\$ (102,689)	\$ 1,780,099
Debt Service as a Percentage of Noncapital Expenditures (1)	2.26%	2.14%	1.82%	1.84%	2.34%	2.28%	1.97%	2.61%	3.37%	3.70%

Notes:

(1) The percentage calculation uses the capital outlay figure from Note 1. This differs from the Capital Improvements figure due to capitalizable items included within other functional categories of current expenditures.

(2) Debt Service is broken out into principal and interest and other costs beginning with fiscal year 2003. Bond issuance costs and bank fees are further broken out from interest beginning fiscal year 2011.

**TOWN OF SOUTH KINGSTOWN, RHODE ISLAND
ASSESSED VALUES AND ACTUAL VALUES OF TAXABLE PROPERTY
LAST TEN FISCAL YEARS**

Fiscal Year Ended June 30	Assessed Value						Total Taxable Assessed Value	Total Direct Tax Rate
	Residential Property	Commercial Property	Industrial/Utility Property	Tangible Personal Property	Motor Vehicles	Less Tax Exempt Property		
2024	\$ 6,267,314,300	\$ 577,874,150	\$ 41,190,000	\$ 108,994,386	\$ -	\$ 95,608,636	\$ 6,899,764,200	\$ 11.05
2023	6,204,248,400	579,869,800	41,190,000	108,814,811	-	90,753,521	6,843,369,490	10.95
2022	4,527,996,100	512,059,900	42,881,500	107,007,815	136,900,889	64,135,163	5,262,711,041	14.56
2021	4,494,020,600	510,107,200	42,881,500	114,464,194	145,574,064	61,133,730	5,245,913,828	14.56
2020	4,453,849,000	502,741,200	42,881,500	114,091,164	168,826,026	63,902,393	5,218,486,497	14.59
2019	3,941,833,700	407,514,885	74,711,715	113,421,110	175,178,185	59,619,313	4,653,040,282	15.79
2018	3,902,377,700	406,099,681	73,106,419	112,676,078	184,249,032	60,393,721	4,618,115,189	15.45
2017	3,874,286,600	417,248,697	74,538,903	113,800,099	198,929,263	61,210,855	4,617,592,707	15.25
2016	3,663,352,700	388,285,575	75,493,525	113,540,016	194,264,022	60,187,116	4,374,748,722	15.66
2015	3,528,766,791	493,273,045	73,836,764	106,473,897	187,325,550	61,825,012	4,327,851,035	15.48

Source: Town of South Kingstown, Rhode Island Assessor

Notes:
Prior to the adoption of Senate Bill - 3050 Sub A at the close of the 2006 legislative session, Rhode Island had a 5.5% cap on property tax growth in all cities and towns. The State's enactment of the 2006 amendments to the local property tax cap provisions revised the tax cap to apply only to the prior year levy beginning in FY 2007-2008 and to further reduce the cap to 4% by FY 2012-2013 in 0.25% increments. The tax cap was 4% for fiscal year 2020.

The Town had a full revaluation of real property as of December 31, 2021, effective for the 2022-23 fiscal year. The full revaluation is required by state law every 9 years. Statistical updates are required every 3 years. A statistical update of real property was completed as of December 31, 2018 for the 2019-2020 fiscal year. Property is assessed at actual value, therefore, the assessed values are equal to actual value. Tax rates are per \$1,000 of assessed value.

Inventory taxes were phased out under RI General Law 44-3-29.1. Under the law, 2008 was the final year of inventory taxation.

Total Direct Rate represents the weighted average of all individual direct rates applied by the Town. Prior to 2000, all property was taxed at the same rate. At that time, the motor vehicle tax rate was frozen at \$18.71. For fiscal year 2021, the property tax rate, exclusive of motor vehicles, was \$14.45.

**TOWN OF SOUTH KINGSTOWN, RHODE ISLAND
ASSESSED VALUES AND ACTUAL VALUES OF TAXABLE PROPERTY (CONTINUED)
CALCULATION OF TOTAL DIRECT TAX RATE FOR
FISCAL YEAR ENDED JUNE 30, 2024**

Note: Excludes Exempt Property

Category	Assessed Value	Assessed Value	Direct Rate Per \$1000	Total Tax Levy
Real Estate	\$ 6,886,378,450			
Less: Exemptions	95,608,636			
Net Real Estate		\$ 6,790,769,814	\$ 11.0500	\$ 75,038,006
Tangible/Personal Inventory		108,994,386	11.0500	1,204,388
Motor Vehicle		-		-
Less: Exemptions				
Net Motor Vehicle		-		-
		\$ 6,899,764,200		\$ 76,242,394
				\$ 76,242,144
				\$ 250
	Total Assessed Value:	\$ 6,899,764,200		
	Divided by Total Levy:	76,242,394		
	(Times 1000)	\$ 11.05	Weighted Avg/Total Direct Rate	

**TOWN OF SOUTH KINGSTOWN, RHODE ISLAND
PRINCIPAL PROPERTY TAXPAYERS
CURRENT YEAR AND NINE YEARS AGO**

	2024			2015		
	Taxable Assessed Value	Rank	Percent of Total City Taxable Assessed Value	Taxable Assessed Value	Rank	Percent of Total City Taxable Assessed Value
Harbor Village Apts (formerly Grandville)	\$ 45,155,100	1	0.65 %	\$ 33,467,700	1	0.77 %
BH Brightview Commons, LLC (formerly SHP III)	26,391,200	2	0.38	16,329,100	4	0.38
BKD South Bay LLC (Brookdale Senior Living)	17,084,500	3	0.25			-
SCC Investments II, LLC	15,176,700	4	0.22	11,107,600	8	0.26
Jerry Brown Farm Association	14,638,200	5	0.21	12,313,800	7	0.28
Wakefield Mall, LLC	13,224,700	6	0.19	12,524,800	6	0.29
Schneider Electric (formerly APC)	11,828,700	7	0.17	28,538,974	2	0.66
Tower Hill Landings, LLC	9,406,400	8	0.14			-
Belmont Shoppers Park Inc.	10,772,700	9	0.16			-
Matunuck Beach Properties Inc	8,400,100	10	0.12			-
Narragansett Electric				21,695,900	3	0.50
HCP HB2 South Bay Manor LLC				13,696,500	5	0.32
United Water of RI				7,880,000	9	0.18
Indian Run Village RIH LLC				6,952,600	10	0.16
Total	\$ 172,078,300		2.49 %	\$ 164,506,974		3.80 %

Source: Town of South Kingstown Assessor

**TOWN OF SOUTH KINGSTOWN, RHODE ISLAND
PROPERTY TAX LEVIES AND COLLECTIONS
LAST TEN FISCAL YEARS**

Fiscal Year	Actual Tax Rate	Gross Levy	Addendums and Adjustments	Abatements and Adjustments	Net Levy	Uncollected			
						End of Year Levy (1)	Percent of Net Levy	As of 8/30/22	Percent of Net Levy
2023-24	11.05	\$ 76,242,144	\$ 138,523	\$ 332,006	\$ 76,048,661	\$ 748,161	0.98%	\$ 545,674	0.72%
2022-23	10.95	78,243,068	146,553	201,995	78,187,626	672,044	0.86%	494,756	0.63%
2021-22	14.45	76,628,505	188,182	108,695	76,707,992	725,864	0.95%	485,735	0.63%
2020-21	14.45	76,422,435	105,518	21,523	76,506,430	788,334	1.03%	513,316	0.67%
2019-20	14.45	76,125,309	149,486	33,221	76,241,574	908,690	1.19%	590,391	0.77%
2018-19	15.68	73,489,680	159,788	64,966	73,584,502	765,373	1.04%	417,857	0.57%
2017-18	15.31	71,328,981	134,783	28,622	71,435,142	109,041	0.15%	93,753	0.13%
2016-17	15.09	70,398,298	78,533	55,227	70,421,604	70,486	0.10%	66,310	0.09%
2015-16	15.52	68,504,982	93,912	43,927	68,554,967	48,649	0.07%	47,689	0.07%
2014-15	15.48	67,607,641	114,775	23,555	67,698,861	41,358	0.06%	41,087	0.06%

Source: Town of South Kingstown Tax Collector

Notes:

(1) Reflects current year tax collection through 60 days after the close of the fiscal year.

**TOWN OF SOUTH KINGSTOWN, RHODE ISLAND
RATIOS OF OUTSTANDING DEBT BY TYPE
LAST TEN FISCAL YEARS**

General Bonded Debt									
Fiscal Year June 30,	General Obligation Bonds	Bonds Premiums	Lease Liability	Subscription Liability	Financed Purchases	Taxable Assessed Value	Percent of Taxable Assessed Value	(2010 is actual) U.S. Census Estimated Population	Per Capita
2024	\$ 14,225,000	\$ 673,630	\$ 324,124	\$ 681,921	\$ 163,980	\$ 6,899,764,200	0.21%	32,025	\$ 444
2023	15,643,000	774,559	128,700	370,335	-	6,843,369,490	0.23%	32,056	488
2022	17,126,000	886,981	207,459	-	-	5,262,711,041	0.33%	31,851	538
2021	11,464,000	369,362	-	-	-	5,245,913,828	0.22%	30,454	376
2020	12,834,000	427,981	-	-	-	5,218,486,497	0.25%	30,348	423
2019	10,653,000	478,687	-	-	-	4,653,040,282	0.23%	30,650	348
2018	12,495,000	529,392	-	-	-	4,618,115,189	0.27%	30,788	406
2017	8,757,000	360,675	-	-	-	4,617,592,707	0.19%	30,791	284
2016	10,467,000	400,412	-	-	-	4,374,748,722	0.24%	30,826	340
2015	12,511,000	440,149	-	-	-	4,327,851,035	0.29%	30,750	407

Business-Type Activities										
Fiscal Year June 30,	Wastewater		Solid Waste		Water		Total Primary Government	Total Personal Income	Percent of Personal Income *	Per Capita
	Bonds	Subscription Liability	Bonds	Subscription Liability	Bonds	Subscription Liability				
2024	\$ -	\$ 14,849	\$ 114,000	\$ 11,879	\$ -	\$ 11,879	\$ 16,221,262	1,493,517,900	1.09%	\$ 507
2023	30,000	19,044	168,000	15,235	-	15,235	17,164,108.0	1,348,916,480	1.27%	535
2022	59,000	-	349,321	-	-	-	18,628,761.0	1,284,933,042	1.45%	585
2021	87,000	-	526,152	-	-	-	12,446,514.0	Not Available	Not Available	409
2020	115,000	-	698,587	-	-	-	14,075,568.0	Not Available	Not Available	464
2019	142,000	-	866,719	-	-	-	12,140,406.0	1,193,112,550	1.02%	396
2018	169,000	-	1,030,638	-	-	-	14,224,030.0	1,110,492,372	1.28%	462
2017	195,000	-	1,190,432	-	-	-	10,503,107.0	1,101,763,562	0.95%	341
2016	221,000	-	1,346,185	-	-	-	12,434,597.0	1,044,569,836	1.19%	403
2015	246,000	-	1,498,979	-	-	-	14,696,128.0	1,002,204,000	1.47%	478

Notes:

Details regarding the Town's outstanding debt can be found in the Notes to Financial Statements.
* See Schedule 11 for personal income and population data used to calculate these ratios.

**TOWN OF SOUTH KINGSTOWN, RHODE ISLAND
 ASSESSED VALUE AND NET GENERAL BONDED DEBT PER CAPITA
 LAST TEN FISCAL YEARS**

General Bonded Debt						
Fiscal Year June 30,	General Obligation Bonds	Bonds Premiums	Less: Amounts Available in Debt Service Fund	Total Primary Government	Percent of Taxable Assessed Value	Per Capita
2024	\$ 14,225,000	\$ 673,630	\$ 2,982,653	\$ 11,915,977	0.17%	\$ 372
2023	15,643,000	774,559	2,428,314	13,989,245	0.20%	436
2022	17,126,000	886,981	2,658,395	15,354,586	0.29%	482
2021	11,464,000	369,362	1,769,414	10,063,948	0.19%	330
2020	12,834,000	427,981	884,173	12,377,808	0.24%	408
2019	10,653,000	478,687	492,088	10,639,599	0.23%	347
2018	12,495,000	529,392	596,290	12,428,102	0.27%	404
2017	8,757,000	360,675	503,176	8,614,499	0.19%	280
2016	10,467,000	400,412	288,071	10,579,341	0.24%	343
2015	12,511,000	440,149	-	12,951,149	0.30%	421

Notes:

Details regarding the Town's outstanding debt can be found in the Notes to Financial Statements.

TOWN OF SOUTH KINGSTOWN, RHODE ISLAND
DIRECT AND OVERLAPPING PROPERTY TAX RATES
LAST TEN FISCAL YEARS
(RATE PER \$1,000 OF ASSESSED VALUE)

Fiscal Year Ended June 30	Total Direct Tax Rate		Overlapping Rates		
	Real Estate / Personal Property	Motor Vehicle	Union Fire District	Indian Lake Fire District	Kingston Fire District
2024	\$ 11.05	\$ -	\$ 0.59	\$ 0.85	\$ 0.75
2023	11.05	-	0.59	0.83	0.74
2022	14.45	18.71	0.77	1.26	0.95
2021	14.45	18.71	0.76	1.33	0.94
2020	14.45	18.71	0.77	1.22	0.94
2019	15.68	18.71	0.87	1.30	1.02
2018	15.31	18.71	0.86	1.22	1.00
2017	15.09	18.71	0.85	1.22	0.97
2016	15.52	18.71	0.88	1.38	0.98
2015	15.48	18.71	0.82	1.38	0.96

Notes:

Beginning in the 2012-2013 fiscal year, the Town's basic tax rate increase cannot exceed 4% of the prior year's rate unless the state of Rhode Island approves such increase.

Overlapping rates are those of local fire districts that apply to property owners within the Town of South Kingstown. Not all overlapping rates apply to all Town of South Kingstown property owners. For example, although the Town's direct property tax rates apply to all Town property owners, a fire district tax applies only to those Town properties located within that district.

**TOWN OF SOUTH KINGSTOWN, RHODE ISLAND
LEGAL DEBT MARGIN INFORMATION
LAST TEN FISCAL YEARS**

	Fiscal Year Ended June 30									
	2024	2023	2022	2021	2020	2019	2018	2017	2016	2015
Total Assessed Value	\$ 6,899,764,200	\$ 6,843,369,490	\$ 5,262,711,041	\$ 5,245,913,828	\$ 5,218,486,497	\$ 4,653,040,282	\$ 4,618,115,189	\$ 4,617,592,707	\$ 4,374,748,722	\$ 4,327,851,035
Rhode Island General Law Debt Limitation as % of Assessed Value	3.00%	3.00%	3.00%	3.00%	3.00%	3.00%	3.00%	3.00%	3.00%	3.00%
Debt Limit	206,992,926	205,301,085	157,881,331	157,377,415	156,554,595	139,591,208	138,543,456	138,527,781	131,242,462	129,835,531
Total Net Debt Applicable to the Limit	1,534,299	1,769,176	2,149,157	2,669,751	3,189,898	3,873,337	4,315,645	3,875,854	4,362,607	4,745,677
Legal Debt Margin	<u>\$ 205,458,627</u>	<u>\$ 203,531,909</u>	<u>\$ 155,732,174</u>	<u>\$ 154,707,664</u>	<u>\$ 153,364,697</u>	<u>\$ 135,717,871</u>	<u>\$ 134,227,811</u>	<u>\$ 134,651,927</u>	<u>\$ 126,879,855</u>	<u>\$ 125,089,854</u>
Total Net Debt Applicable to the Limit as a Percentage of Debt Limit	<u>0.74%</u>	<u>0.86%</u>	<u>1.36%</u>	<u>1.70%</u>	<u>2.04%</u>	<u>2.77%</u>	<u>3.12%</u>	<u>2.80%</u>	<u>3.32%</u>	<u>3.66%</u>

Notes:

The State Legislature may by special act permit the Town to incur indebtedness outside the limitations imposed by the 3% debt limit.

**TOWN OF SOUTH KINGSTOWN, RHODE ISLAND
DEMOGRAPHIC AND ECONOMIC STATISTICS
LAST TEN FISCAL YEARS**

<u>Fiscal Year June 30,</u>	<u>(3) Population</u>	<u>Per Capita Personal Income (1)</u>	<u>ESTIMATED Total Personal Income (1) (thousands)</u>	<u>School Enrollment</u>	<u>Unemployment Rate (2)</u>
2024	32,025	\$ 46,636	\$ 1,493,518	2,131	3.5%
2023	32,056	42,080	1,348,916	2,297	2.9%
2022	31,851	40,342	1,284,933	2,398	2.2%
2021	30,454	Not Available	Not Available	2,708	6.9%
2020	30,348	Not Available	Not Available	2,853	3.1%
2019	30,650	\$38,927	1,193,113	2,931	3.6%
2018	30,788	36,069	1,110,492	3,043	3.9%
2017	30,791	35,782	1,101,764	3,111	4.9%
2016	30,826	33,886	1,044,570	3,249	5.4%
2015	30,750	32,592	1,002,204	3,275	6.9%

(1) Per Bureau of Economic Analysis - Washington County. The income data released in April 2012 represents 2010 data. Personal income is only available at the county level. The Town's population is 24% of the County. Most recent Per Capita Personal Income per the US Census Bureau, 2015-2019 ACS 5-Year Estimate for FY 2019. Provided by RI Department of Labor and Training. FY22 Per Capita Income in past 12 months (in 2021 dollars), 2016-2020, per Census.gov Quickfacts.

(2) Rhode Island Department of Labor and Training; as of June 2023

(3) The non-census year statistics are estimates provided RI Department of Labor and Training by the RI Division of Planning. The 2010 fiscal year census statistic is actual U.S. census figure. The 2023 fiscal year census statistic is the Population Estimate as of July 1, 2022, U.S. Census Bureau QuickFacts.

**TOWN OF SOUTH KINGSTOWN, RHODE ISLAND
PRINCIPAL EMPLOYERS
CURRENT YEAR AND NINE YEARS AGO**

2024 (1)				2015 (1)			
Employment Sector	Employees	Rank	Percentage of Total Town Employment	Employment Sector	Employees	Rank	Percentage of Total Town Employment
Government	3,651	1	26.2%	Government	3,820	1	27.6%
Health Care & Social Assistance	2,901	2	20.8%	Health Care & Social Assistance	2,802	2	20.2%
Accommodation & Food Services	1,555	3	11.2%	Accommodation & Food Services	1,479	3	10.7%
Retail Trade	1,353	4	9.7%	Retail Trade	1,278	4	9.2%
Construction	643	5	4.6%	Other Services (except Public Administration)	689	5	5.0%
Other Services (except Public Administration)	584	6	4.2%	Wholesale Trade	670	6	4.8%
Manufacturing	522	7	3.7%	Manufacturing	578	7	4.2%
Professional & Technical Services	418	8	3.0%	Professional & Technical Services	391	8	2.8%
Wholesale Trade	417	9	3.0%	Construction	358	9	2.6%
Educational Services	<u>402</u>	10	<u>2.9%</u>	Administrative Support & Waste Management	<u>328</u>	10	<u>2.4%</u>
Total	<u>12,446</u>		<u>89.2%</u>	Total	<u>12,393</u>		<u>89.4%</u>

NOTES

(1) RI Department of Labor and Training Quarterly Census of Employment and Wages, City and Town Summary - previous year.

Data by individual employer has been unavailable since 2010. Therefore, beginning with the 2012 ACFR, the principal employer data will be displayed by sector.

**TOWN OF SOUTH KINGSTOWN, RHODE ISLAND
FULL-TIME EQUIVALENT TOWN GOVERNMENT EMPLOYEES BY FUNCTION/PROGRAM
LAST TEN FISCAL YEARS**

	Fiscal Year Ended June 30,									
	2024 (1)	2023 (1)	2022 (1)	2021 (1)	2020 (1)	2019 (1)	2018 (1)	2017 (1)	2016	2015
General Government:	51	48	33	47	35	35	35	36	33	33
Public Safety:										
Police - Officers	58	58	51	55	54	54	54	54	53	52
Police - Civilians	19	19	22	20	17	18	18	18	19	22
Emergency Medical Services	22	26	17	21	19	17	17	17	15	17
Communications	2	2	2	2	2	2	2	2	2	2
Total Public Safety	<u>101</u>	<u>105</u>	<u>92</u>	<u>98</u>	<u>92</u>	<u>91</u>	<u>91</u>	<u>91</u>	<u>89</u>	<u>93</u>
Public Works:										
Streets and Highways	19	19	17	19	19	20	20	19	17	18
Administration	7	7	4	7	4	4	4	4	4	4
Total Public Works	<u>26</u>	<u>26</u>	<u>21</u>	<u>26</u>	<u>23</u>	<u>24</u>	<u>24</u>	<u>23</u>	<u>21</u>	<u>22</u>
Parks and Recreation	23	14	11	20	19	19	18	18	11	11
Libraries	12	11	11	10	11	9	9	9	10	10
Total General Fund	<u>213</u>	<u>204</u>	<u>168</u>	<u>201</u>	<u>180</u>	<u>178</u>	<u>177</u>	<u>177</u>	<u>164</u>	<u>169</u>
Water	2	2	4	2	3	3	3	3	3	3
Wastewater	16	16	17	16	18	15	15	15	14	14
Neighborhood Guild	-	5	5	6	6	5	5	5	5	5
Senior Services	-	4	7	8	8	8	8	8	7	7
Other	-	-	1	6	6	6	6	6	1	1
Public Education:										
Certified	270	278	297	290	291	313	308	316	313	316
Noncertified	115	132	142	133	137	149	150	154	154	153
Administrative	18	17	21	22	22	24	24	24	25	24
Total Public Education	<u>403</u>	<u>427</u>	<u>460</u>	<u>445</u>	<u>450</u>	<u>486</u>	<u>482</u>	<u>494</u>	<u>492</u>	<u>493</u>
Total	<u><u>634</u></u>	<u><u>658</u></u>	<u><u>662</u></u>	<u><u>684</u></u>	<u><u>671</u></u>	<u><u>701</u></u>	<u><u>696</u></u>	<u><u>708</u></u>	<u><u>686</u></u>	<u><u>692</u></u>

Source: Town Budgets and School Department Budgets

NOTES

(1) Employee counts now reflect budgeted positions not actual staff.

**TOWN OF SOUTH KINGSTOWN, RHODE ISLAND
OPERATING INDICATORS BY FUNCTION/PROGRAM
LAST TEN FISCAL YEARS**

Function/Program	2024	2023	2022	2021	2020	2019	2018	2017	2016	2015
Police:										
Physical Arrests	414	392	375	410	381	526	545	555	545	530
Traffic Violations	1,542	1,770	2,091	2,304	2,067	2,706	1,975	1,862	2,021	1,751
Parking Violations	892	987	639	848	1,375	1,301	1,195	1,984	2,428	1,152
Emergency Medical Services:										
Number of Calls Answered	4,218	4,059	3,908	3,364	3,241	3,325	3,112	3,034	2,930	2,750
Animal Control:										
Number of Complaints	829	835	801	905	898	1,022	1,141	1,032	1,281	1,188
Number of Impoundments	162	190	216	253	252	339	401	336	341	201
Communications:										
Fire Alarm Activations	57	52	52	41	48	32	23	30	64	202
Streets and Highways:										
Street Sweeping (Miles)	151	151	145	145	145	151	151	151	148	151
Road Regrading (Miles)	31	56	10	14	14	19	19	31	44	45
Street Plowing/Deicing (OT Hours)	660	488	950	922	375	818	1,422	1,588	1,055	2,814
Culture and Recreation:										
Programs/Classes (Enroll/Attend)	53,486	55,833	44,134	18,302	44,839	27,650	26,377	28,125	28,168	30,349
Libraries:										
Volumes in Collection	82,566	87,099	88,233	87,360	90,750	76,460	80,115	79,701	69,999	69,301
Volumes Borrowed	266,902	242,999	242,464	195,459	225,480	262,068	218,461	216,904	247,197	257,137
Reference Requests Filled	22,971	21,875	20,471	15,562	21,969	28,777	27,480	26,263	25,907	26,158
Water:										
New Connections (Net)	9	5	4	9	9	8	8	12	7	10
Average Daily Consumption (1) (Thousands of Gallons)	320	314	309	410	399	337	327	329	391	250
Wastewater:										
Average Daily Sewage Treatment (Thousands of Gallons)	3,076	2,615	2,710	2,481	2,676	3,031	2,653	2,469	2,430	2,368
Senior Services:										
Adult Day Care Services (Client Days)	-	-	- ***	- *	2,008 *	3,370	3,379	3,004	3,408	3,034
Senior Transportation (Trips)	1,584	1,844	3,779 ****	28,535 **	11,361 **	7,409	5,883	5,868	5,758	7,042
Congregate Meals Served	7,844	6,969	7,584 ****	30,875	16,989	10,219	10,075	11,273	9,831	9,375

Sources: Various Town departments

Notes:

Indicators are not available for the general government function.

* The Adult Day Care Center ceased operations March 13, 2020. Town in 3rd year of 3 year lease agreement with Saint Elizabeth for a fee of \$1.00/year, with an option to extend the agreement for 5 additional years. Newly announced RI Department of Health regulations call for significant operational adjustments in the Adult Day Setting, including a reduction in the number of participants per day to be allowed in our small facility. Because of these necessary changes, it has been determined that the program is financially unsustainable and the Town has made the difficult decision to delay re-opening until further notice. Presently the Town is committed to reopening the building and is currently seeking a third party Adult Day Services agency to operate the facility going forward.

** For FY2021 Senior transportation was almost exclusively for delivery of meals due to COVID-19.

*** In July 2021, The Town entered into a three-year lease agreement with Saint Elizabeth Community for a fee of \$1.00/year, with an option to extend the agreement for 5 additional years; for the provision of a licensed Adult Day Services Program to be located at 283 Post Road.

**** Includes trips to and from the Center as well as shopping trips.

***** Delivered meals stopped during this time period. Meals were either in-house or grab 'n go. The delivered meals stopped because the Center was in full operation after COVID and we were offering in-house dining. The bus which was used to deliver the meals was now back to transporting participants to the Center and shopping errands.

(1) Purchased water not customer consumed water.

**TOWN OF SOUTH KINGSTOWN, RHODE ISLAND
CAPITAL ASSET STATISTICS BY FUNCTION/PROGRAM
LAST TEN FISCAL YEARS**

Function/Program	Fiscal Year									
	2024	2023	2022	2021	2020	2019	2018	2017	2016	2015
Police:										
Stations	1	1	1	1	1	1	1	1	1	1
Patrol Units	20	16	16	16	16	16	16	16	16	16
Public Works:										
Streets (Miles)	150	150	150	150	150	150	150	149	151	151
Culture and Recreation:										
Park Acreage	675	675	454	454	454	454	454	453	453	453
Tennis Courts	25	25	25	25	25	25	25	25	25	25
Community Centers	2	2	2	2	2	2	2	1	1	1
Libraries	3	3	3	3	3	3	3	3	3	3
Water:										
Water Mains (Miles)	50	50	50	50	50	50	50	50	49	49
Fire Hydrants	267	265	265	265	265	260	260	262	252	252
Storage Capacity (Thousands of Gallons - Treated)	800	800	800	800	800	800	800	800	800	800
Wastewater:										
Sanitary Sewers (Miles)	62	62	62	62	62	54	54	54	54	54
Storm Drains (Miles)	55	55	55	55	54	54	54	53	53	53
WWTF Average Daily Design Flow (Thousands of Gallons)	5,000	5,000	5,000	5,000	5,000	5,000	5,000	5,000	5,000	5,000

Sources: Various town departments

Note: No capital asset indicators are available for the general government function.



**INDEPENDENT AUDITORS' REPORT ON INTERNAL CONTROL OVER
FINANCIAL REPORTING AND ON COMPLIANCE AND OTHER MATTERS
BASED ON AN AUDIT OF FINANCIAL STATEMENTS PERFORMED IN
ACCORDANCE WITH *GOVERNMENT AUDITING STANDARDS***

Town Council
Town of South Kingstown, Rhode Island

We have audited, in accordance with the auditing standards generally accepted in the United States of America and the standards applicable to financial audits contained in *Government Auditing Standards* issued by the Comptroller General of the United States, the financial statements of the governmental activities, the business-type activities, each major fund, and the aggregate remaining fund information of the Town of South Kingstown, Rhode Island, as of and for the year ended June 30, 2024, and the related notes to the financial statements, which collectively comprise the Town of South Kingstown, Rhode Island's basic financial statements, and have issued our report thereon dated December 30, 2024.

Report on Internal Control Over Financial Reporting

In planning and performing our audit of the financial statements, we considered the Town of South Kingstown, Rhode Island's internal control over financial reporting (internal control) as a basis for designing audit procedures that are appropriate in the circumstances for the purpose of expressing our opinions on the financial statements, but not for the purpose of expressing an opinion on the effectiveness of the Town of South Kingstown, Rhode Island's internal control. Accordingly, we do not express an opinion on the effectiveness of the Town of South Kingstown, Rhode Island's internal control.

A *deficiency in internal control* exists when the design or operation of a control does not allow management or employees, in the normal course of performing their assigned functions, to prevent, or detect and correct, misstatements on a timely basis. A *material weakness* is a deficiency, or a combination of deficiencies, in internal control, such that there is a reasonable possibility that a material misstatement of the entity's financial statements will not be prevented, or detected and corrected, on a timely basis. A *significant deficiency* is a deficiency, or a combination of deficiencies, in internal control that is less severe than a material weakness, yet important enough to merit attention by those charged with governance.


Our consideration of internal control was for the limited purpose described in the first paragraph of this section and was not designed to identify all deficiencies in internal control that might be material weaknesses or significant deficiencies. Given these limitations, during our audit we did not identify any deficiencies in internal control that we consider to be material weaknesses. However, material weaknesses or significant deficiencies may exist that were not identified.

Report on Compliance and Other Matters

As part of obtaining reasonable assurance about whether the Town of South Kingstown, Rhode Island's financial statements are free from material misstatement, we performed tests of its compliance with certain provisions of laws, regulations, contracts, and grant agreements, noncompliance with which could have a direct and material effect on the financial statements. However, providing an opinion on compliance with those provisions was not an objective of our audit, and accordingly, we do not express such an opinion. The results of our tests disclosed no instances of noncompliance or other matters that are required to be reported under *Government Auditing Standards*.

Purpose of This Report

The purpose of this report is solely to describe the scope of our testing of internal control and compliance and the results of that testing, and not to provide an opinion on the effectiveness of the entity's internal control or on compliance. This report is an integral part of an audit performed in accordance with *Government Auditing Standards* in considering the entity's internal control and compliance. Accordingly, this communication is not suitable for any other purpose.



CliftonLarsonAllen LLP

Cranston, Rhode Island
December 30, 2024